Green Room®

BY WILLAB GARDEN

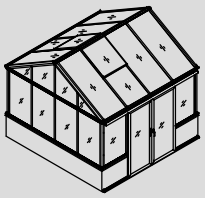	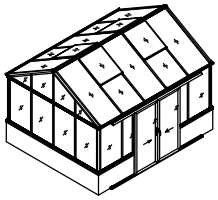	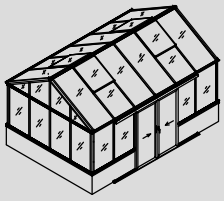	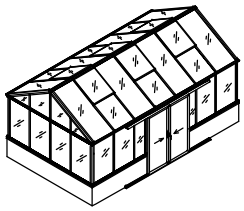	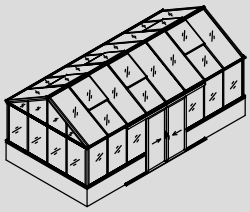
3111-FD	3112-FD	3113-FD	3114-FD	3115-FD
314×314×290 cm	389×314×290 cm	464×314×290 cm	539×314×290 cm	614×314×290 cm

Product size (L×W×H):
Storlek (L×B×H):
Størrelse (L×B×H):
Størrelse (L×B×H):
Koko (P×L×K):
Produktgröße (L×B×H):

Please read carefully before assembling.
Two people are needed.

Läs noggrant innan montering.
Det krävs två personer för montering.

Læs venligst omhyggeligt, før montering.
Der kræves to personer til montering.

Les monteringsanvisningen nøye innen montering.
Det kreves to personer for montering.

Lue ohjeet huolellisesti läpi ennen asentamista.
Asentamiseen tarvitaan kaksi henkilöä.

Bitte vor dem Aufbau sorgfältig lesen.
Zwei Personen werden benötigt.

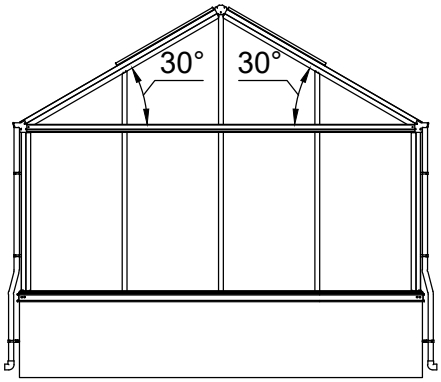

260106

Part	3111		3112		3113		3114		3115		QTY.	Code	Page
	NO.	Length(MM)	NO.	Length(MM)	NO.	Length(MM)	NO.	Length(MM)	NO.	Length(MM)			
	40X-Y62-4NR	3132	40X-Y62-5NR	3883	40X-Y62-6NR	4634	40X-Y62-7NR	5385	40X-Y62-8NR	6136	1	A003	P4
	40A-Y62-4NL	3132	40A-Y62-5NL	3883	40A-Y62-6NL	4634	40A-Y62-7NL	5385	40A-Y62-8NL	6136	1	A004	P4
	40X-Y63-4	3118	40X-Y63-5	3869	40X-Y63-6	4620	40X-Y63-7	5371	40X-Y63-8	6122	1	A005	P6

Part	NO.	QTY.					Length (MM)	Code	Page
		3111	3112	3113	3114	3115			
	40A-Y30	11	13	15	17	19	1235		P5
	40X-Y33R	2	4	4	0	0	1716	A015	P8
	40X-Y33HR	0	0	0	6	6	1716		
	40X-Y33L	2	4	4	0	0	1716	A016	P8
	40X-Y33HL	0	0	0	6	6	1716		
	40X-Y34B	2	4	4	6	6	713		P8
	40X-Y33-A	2	0	2	0	0	1716	A017	P8
	40X-Y33H-A	0	0	0	0	2	1716		
	40X-Y35	3	4	5	0	0	1000	A018	P9
	40X-Y35-1960	0	0	0	6	7	1960		
	40A-Y01	17	19	21	23	25	1235		P11
	40X-Y06	10	12	14	16	18	1756		P15
	40X-Y07	2	4	4	6	6	712		P15

Part	NO.	QTY.					Length (MM)	Code	Page
		3111	3112	3113	3114	3115			
	40X-Y80E-A	2	4	4	6	6	801		P25
	40X-Y81E	4	8	8	12	12	882		P25
	40X-Y82E	2	4	4	6	6	801		P25

Part	NO.	QTY.	Length(MM)	Page
	40A-Y20	4	1236	P3
	40X-Y60	1	3023	P4
	40A-Y61	1	3023	P4
	40X-Y31R	2	418	P6
	40X-Y31L	2	418	P6
	40X-Y32	2	859	P6
	40X-Y21	2	1755	P7
	40X-Y22	2	1755	P7
	40A-Y02	2	1235	P11
	40X-Y03	2	859	P13~14
	40X-Y04R	2	418	P13~14
	40X-Y04L	2	418	P13~14
	40X-Y05R	2	1715	P13~14
	40X-Y05L	2	1715	P13~14
	40A-Y90	2	1866	P18
	40A-Y91R	1	1866	P18
	40A-Y91L	1	1866	P18
	40A-Y92R	1	769	P18
	40A-Y92L	1	769	P18
	40A-Y93	2	769	P18
	40A-Y95	4	1765	P19
	40A-Y96	4	668	P19
	40A-Y97R	1	1860	P21
	40A-Y97-A	2	1851	P21
	40A-Y97L	1	1860	P21
	40A-Y94	1	1835	P21
	40A-Y98-R	1	1910	P22
	40A-Y98-L	1	1910	P22
	40A-Y99	1	1424	P22
	40A-Y100	1	1424	P22

Part	NO.	QTY.	Length(MM)	Page
	40A-Y64	1	3016	P23
	40A-Y17N	1	3110	P23
	40A-Y98A-R	1	1855	P23
	40A-Y98A-L	1	1855	P23

Part	NO.	QTY.					Length (MM)	Code	Page
		3111	3112	3113	3114	3115			
	W06	12	20	20	28	28	46		P2~25
	J09	24	40	40	56	56	PCS		P2~25
	Si6-16	122	142	162	182	202	PCS		P3~22
	J05	135	155	175	195	215	PCS		P3~22
	L17	4	4	4	0	0	2240	A019	P7
	L24	0	0	0	4	4	2789		
	S6-10	20	24	24	28	28	PCS		P7
	Mi6	20	24	24	28	28	PCS		P7
	Si5-16	8	16	16	24	24	PCS		P8
	J01	8	16	16	24	24	PCS		P8
	W04	24	32	32	40	40	PCS		P18~26
	T07	4	8	8	12	12	PCS		P27
	7C26-007N	21.5M	23M	24.5M	26M	27.5M			P12~16
	7C26-009A	5M	5M	6.5M	6.5M	8M			P16
	MCJT002	18M	25M	25M	32M	32M			P20~26

Part	NO.	QTY.	Length(MM)	Page
	7B26-025	8	PCS	P2
	PS8-80	16	PCS	P2
	7B26-017	4	PCS	P3
	M6-8	24	PCS	P3~7
	J08	1	PCS	P3
	7B26-029	4	PCS	P4
	M6-20	8	PCS	P4
	7B26-033	4	PCS	P7
	7B26-005	4	PCS	P7
	Si6-12	4	PCS	P7
	W03	8	30	P18
	Z4.2-13	36	PCS	P21~30
	T04	2	PCS	P21
	Z4.2-38	3	PCS	P21
	Z3.5-25	8	PCS	P21~25
	M6-35	2	PCS	P22
	Si6-35	6	PCS	P22
	PS6-60	2	PCS	P22
	7C28-004	5	PCS	P23
	Z4.2-50	5	PCS	P23
	Si6-25	3	PCS	P23
	7C26-031	2	PCS	P23
	T01N	1	PCS	P25
	T01A	1	PCS	P25
	J02	2	PCS	P25
	7B26-039	2	PCS	P25
	7B26-038	2	PCS	P25
	M4-40	2	PCS	P25
	Mi4-17	2	PCS	P25
	7C33-S02	2	PCS	P28

Part	NO.	QTY.	Length(MM)	Page
	7C33-S03	4	PCS	P29
	Z4.8-25	4	PCS	P29
	7C33-S04	2	PCS	P29
	J07-A	2	PCS	P29
	J07-B	2	PCS	P29
	7B26-009C	2	PCS	P30
	T10	4	PCS	P30
	T10A	4	PCS	P30
	Za4.2-13	6	PCS	P30
	L06	8	1400	P4
	NSST120	1.9M		P21
	7C26-S01A	2	1900	P29
	TOOL-001	1	274	P2~30
	TOOL-002	1	80	P2~30
	TOOL-003A	1	2MM	P5~27
	TOOL-004A	1	3MM	
	TOOL-005	1	4MM	P3~23
	TOOL-006	1	5MM	P3~26

	Part	NO.	QTY.	Length(MM)	Page	Code
3043P-S-BASE4		40A-Y11-4	1	3173	P2	A001
		40A-Y11-4A	1	2962	P2	A002
		40X-Y14	1	3149	P11	A006
		40X-Y62-4A	1	3132	P17	A007

	Part	NO.	QTY.	Length(MM)	Page	Code
3043P-S-BASE5		40A-Y11-5	1	3924	P2	A001
		40A-Y11-5A	1	3714	P2	A002
		40X-Y15-5	1	3900	P11	A006
		40X-Y62-5A	1	3883	P17	A007

	Part	NO.	QTY.	Length(MM)	Page	Code
3043P-S-BASE6		40A-Y11-6	1	4675	P2	A001
		40A-Y11-6A	1	4465	P2	A002
		40X-Y15-6	1	4651	P11	A006
		40X-Y62-6A	1	4634	P17	A007

	Part	NO.	QTY.	Length(MM)	Page	Code
3043P-S-BASE7		40A-Y11-7	1	5426	P2	A001
		40A-Y11-7A	1	5216	P2	A002
		40X-Y15-7	1	5402	P11	A006
		40X-Y62-7A	1	5385	P17	A007

	Part	NO.	QTY.	Length(MM)	Page	Code
3043P-S-BASE8		40A-Y11-8	1	6177	P2	A001
		40A-Y11-8A	1	5967	P2	A002
		40X-Y15-8	1	6153	P11	A006
		40X-Y62-8A	1	6136	P17	A007

	Part	NO.	QTY.	Length(MM)	Page
3043PA-S-4G		40A-Y12	1	3173	P2
		40A-Y12-A	1	3023	P2
		40X-Y14	1	3149	P11
		40X-Y60-AN	1	3023	P17

	Part	NO.	QTY.	Length(MM)	Page	Code
3043PA-S-4		40A-Y13L	1	854	P2	A008
		40A-Y13R	1	854	P2	A009
		40A-S11-4AL	1	749	P2	A010
		40A-S11-4AR	1	749	P2	A011
		40A-Y13L-A	1	779	P2	
		40A-Y13R-A	1	779	P2	
		40A-Y15-L	1	842	P11	A012
		40A-Y15-R	1	842	P11	A013

	Part	NO.	QTY.	Length(MM)	Page	Code
3043PA-S-5		50A-Y13L	1	1230	P2	A008
		50A-Y13R	1	1230	P2	A009
		40A-S11-5AL	1	1125	P2	A010
		40A-S11-5AR	1	1125	P2	A011
		50A-Y13L-A	1	1155	P2	
		50A-Y13R-A	1	1155	P2	
		50A-Y15-L	1	1218	P11	A012
		50A-Y15-R	1	1218	P11	A013
		40X-Y62-5B	2	430	P17	A014
		50X-Y61N1	2	376	P17	

	Part	NO.	QTY.	Length(MM)	Page	Code
3043PA-S-6		40A-S11-6R	1	1605	P2	A008
		40A-S11-6L	1	1605	P2	A009
		40A-S11-6AR	1	1500	P2	A010
		40A-S11-6AL	1	1500	P2	A011
		40A-S15-6R	1	1593	P11	A012
		40A-S15-6L	1	1593	P11	A013
		40X-Y62-5B	2	430	P17	
		40X-Y62-6B	2	806	P17	A014

	Part	NO.	QTY.	Length(MM)	Page	Code
3043PA-S-7		40A-S11-7R	1	1981	P2	A008
		40A-S11-7L	1	1981	P2	A009
		40A-S11-7AR	1	1876	P2	A010
		40A-S11-7AL	1	1876	P2	A011
		40A-S15-7R	1	1969	P11	A012
		40A-S15-7L	1	1969	P11	A013
		40X-Y62-6B	2	806	P17	
		40X-Y62-7B	2	1181	P17	A014

	Part	NO.	QTY.	Length(MM)	Page	Code
3043PA-S-8		40A-S11-8R	1	2356	P2	A008
		40A-S11-8L	1	2356	P2	A009
		40A-S11-8AR	1	2251	P2	A010
		40A-S11-8AL	1	2251	P2	A011
		40A-S15-8R	1	2344	P11	A012
		40A-S15-8L	1	2344	P11	A013
		40X-Y62-7B	2	1181	P17	
		40X-Y62-8B	2	1557	P17	A014

	Part	NO.	QTY.	Length(MM)	Page
3043P-S-Y30		40A-Y30	1	1235	P5
		40A-Y01	1	1235	P11
		7B26-011	2	PCS	P4
		M6-8	2	PCS	P4
		Ma6-12	2	PCS	P4
		M6	2	PCS	P4
		Si6-16	4	PCS	P5
		J05	4	PCS	P5

CTN NO.	QTY.				
	3111	3112	3113	3114	3115
3043P-S-BASE4	1	0	0	0	0
3043P-S-BASE5	0	1	0	0	0
3043P-S-BASE6	0	0	1	0	0
3043P-S-BASE7	0	0	0	1	0
3043P-S-BASE8	0	0	0	0	1
3043PA-S-4G	1	1	1	1	1
3043PA-S-4	2	1	1	1	1
3043PA-S-5	0	1	0	1	0
3043PA-S-6	0	0	1	0	0
3043PA-S-7	0	0	0	1	0
3043PA-S-8	0	0	0	0	1
3043P-S-Y30	0	1	0	1	0

Part	NO.	QTY.					Length(MM)	Page
		3111	3112	3113	3114	3115		
	730×1262	14	15	18	19	22	1262	P10
	354×1262	0	2	0	2	0	1262	P10
	700×420	4	4	4	4	4	700	P13~14
	730×852	4	4	4	4	4	852	P13~14
	730×1764	4	6	8	8	10	1764	P15
	730×887	2	4	4	6	6	887	P15
	659×1756	2	2	2	2	2	1756	P19
	782×863	2	4	4	6	6	863	P26

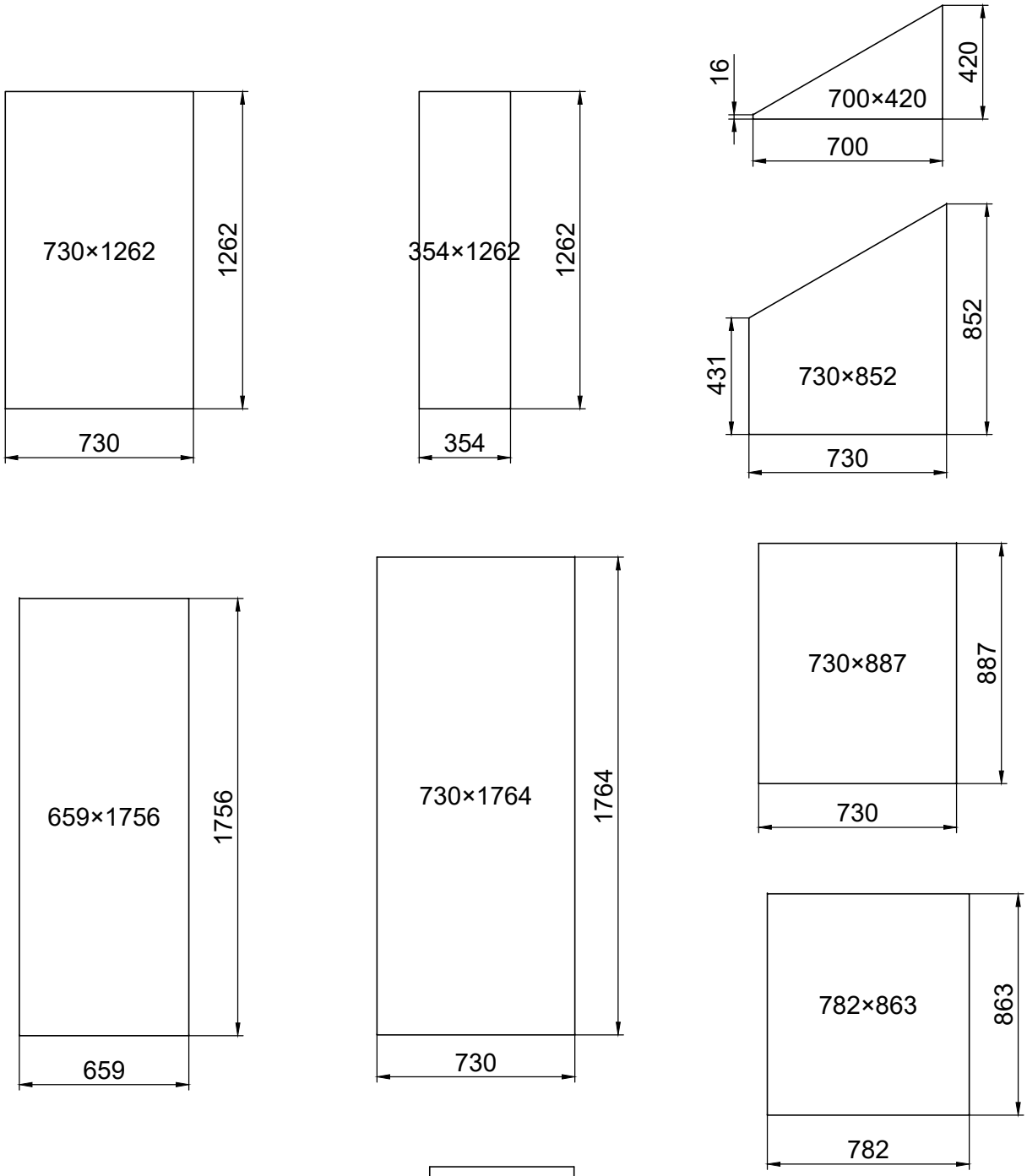

NO.	3111	3112	3113	3114	3115
L1	3139	3890	4641	5392	6143
L2	832	1208	1583	1959	2334
AREA	9.9M^2	12.2M^2	14.6M^2	16.9M^2	19.3M^2

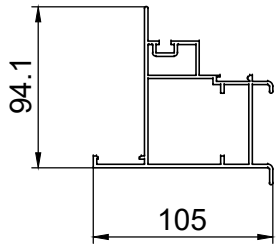

Sealing should be done to prevent frost from destroying the wall. The sealant between the wall and foundation of the greenroom is provided and handled by customers themselves.

Tätning bör göras för att muren ej skall frostsprängas. Tätning mellan mur och sockel står kunden själv för.

Tætningen bør gøres for at forhindre frostsprængninger i muren. Tætningen mellem mur og aluminiumprofil står kunden selv for

En tetning bør lages for å hindre frostsprengning av muren. Tetning mellom mur og sokkel ordnes av kunden selv

Tiivistys täytyy tehdä, jotta muuri ei hajoa pakkasella. Tiiviste muurin ja sokkelin välissä täytyy asiakkaan hoitaa itse

Die Abdichtung sollte erfolgen, um zu verhindern, dass der Frost die Wand zerstört. Die Abdichtung zwischen der Wand und dem Fundament des Greenrooms wird vom Kunden selbst besorgt und durchgeführt.

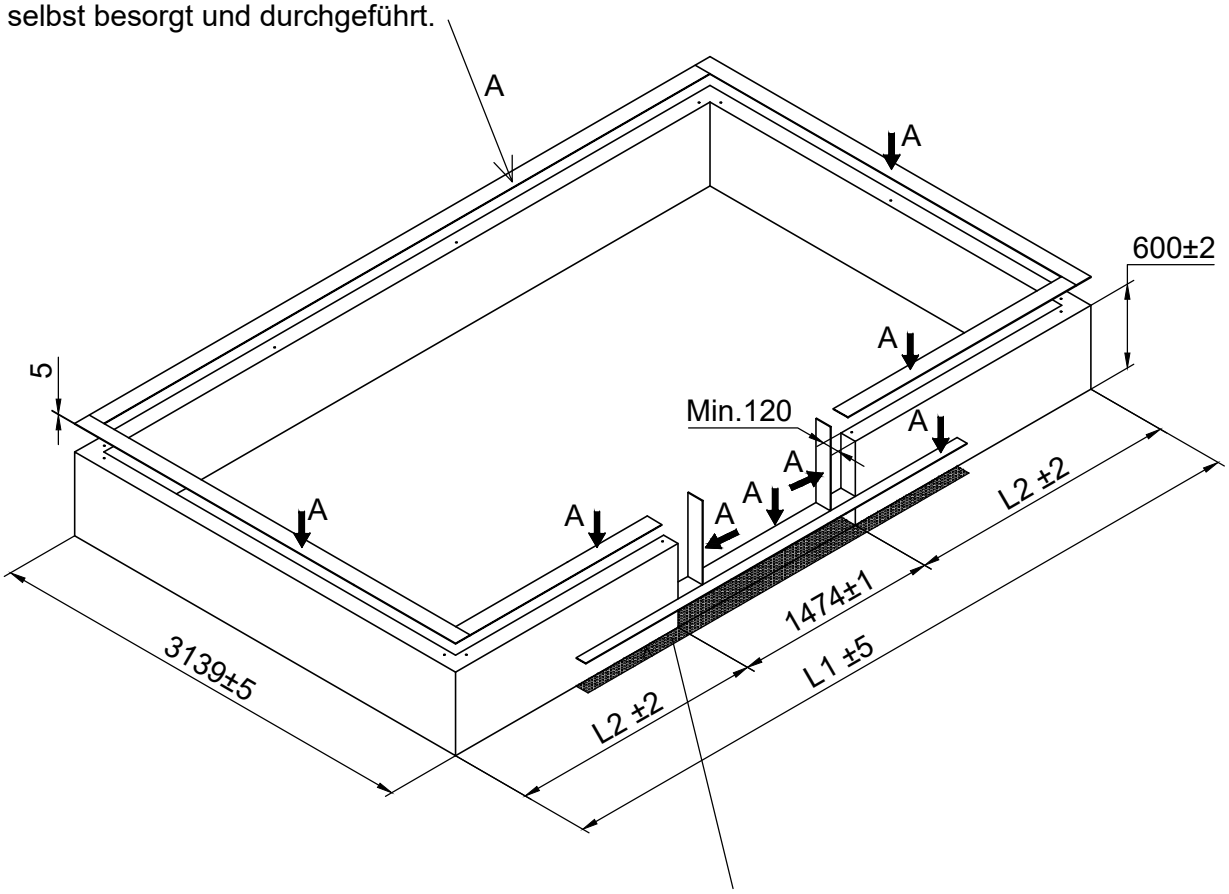

Make sure the floor below the doors frame should be flat and solid.
Se till att underlaget under dörrramen är plan och på solid grund.
Sørg for, at underlaget under dørkarmen er plan og på fast grund.
Sørg for at underlaget under dørterskelen er slett og på solid fundament.
Tarkista, että maa ovikarmin alla on sileä ja tasainen.
Achten Sie darauf, dass der Boden unter dem Türrahmen eben und fest ist.

Part	Product	NO.	Length(MM)	QTY.	CTN NO.	Code
	3111	40A-Y11-4	3173	1	3043P-S-BASE4	A001
	3112	40A-Y11-5	3924	1	3043P-S-BASE5	
	3113	40A-Y11-6	4675	1	3043P-S-BASE6	
	3114	40A-Y11-7	5426	1	3043P-S-BASE7	
	3115	40A-Y11-8	6177	1	3043P-S-BASE8	
	3111	40A-Y13R	854	1	3043PA-S-4	A008
	3112	50A-Y13R	1230	1	3043PA-S-5	
	3113	40A-S11-6R	1605	1	3043PA-S-6	
	3114	40A-S11-7R	1981	1	3043PA-S-7	
	3115	40A-S11-8R	2356	1	3043PA-S-8	
	3111	40A-Y13L	854	1	3043PA-S-4	A009
	3112	50A-Y13L	1230	1	3043PA-S-5	
	3113	40A-S11-6L	1605	1	3043PA-S-6	
	3114	40A-S11-7L	1981	1	3043PA-S-7	
	3115	40A-S11-8L	2356	1	3043PA-S-8	

Part	NO.	Length(MM)	QTY.	CTN NO.
	40A-Y12	3173	2	3043PA-S-4G

Part	NO.	QTY.	Length(MM)
	7B26-025	8	PCS
	W06	4	46

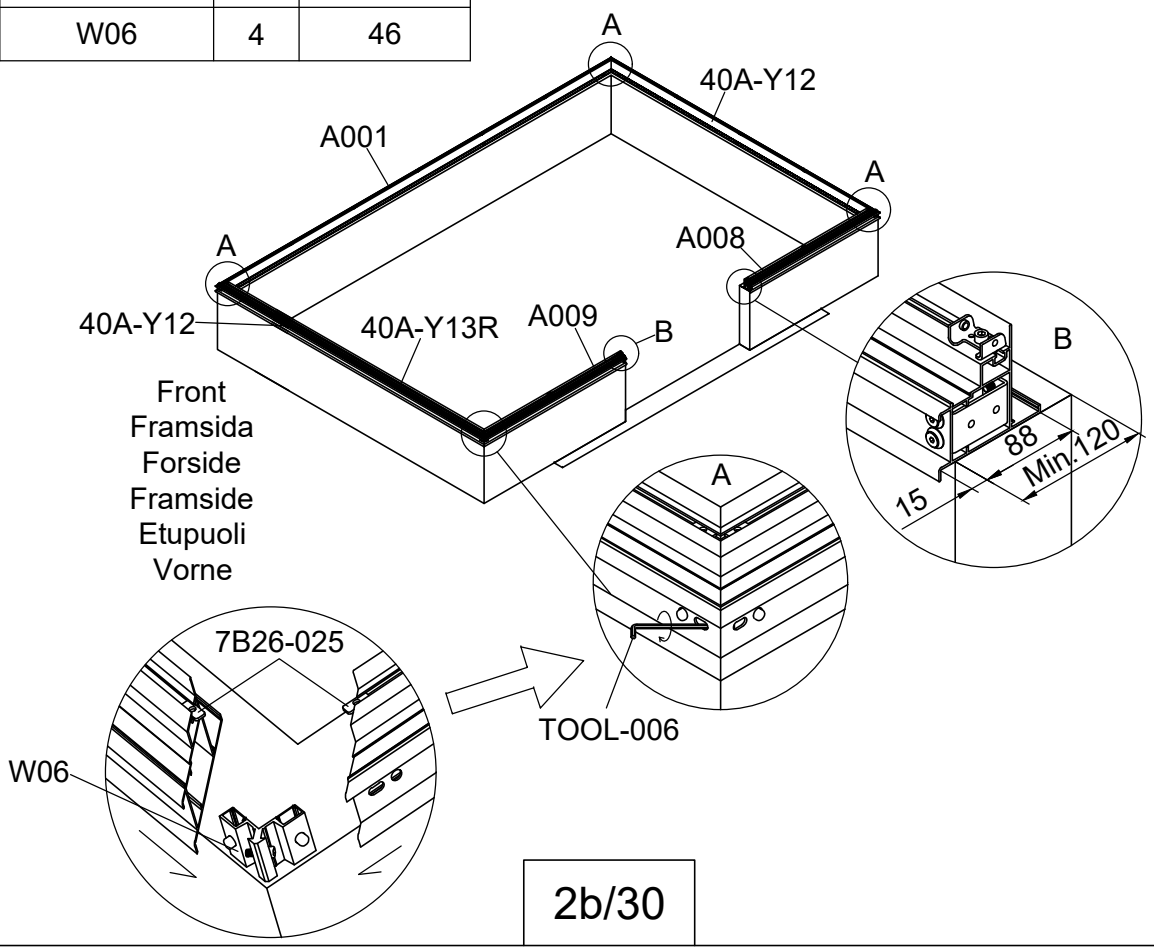

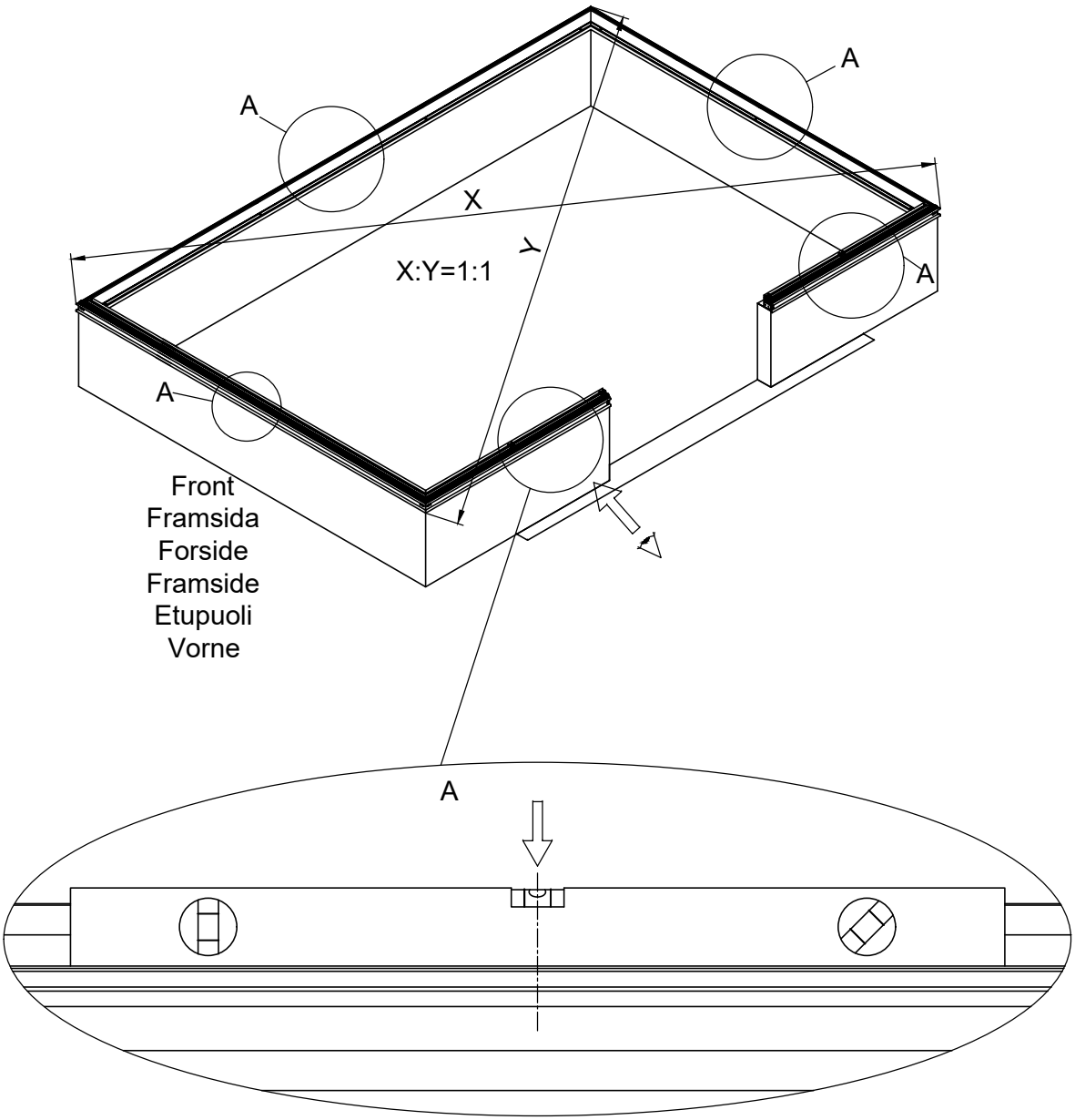
A
A
X
Y
X:Y=1:1
A
A
Front
Framsida
Forside
Framside
Etupuoli
Vorne
A

Part	NO.	QTY.					Length(MM)
		3111	3112	3113	3114	3115	
	PS8-80	14	14	15	15	15	PCS

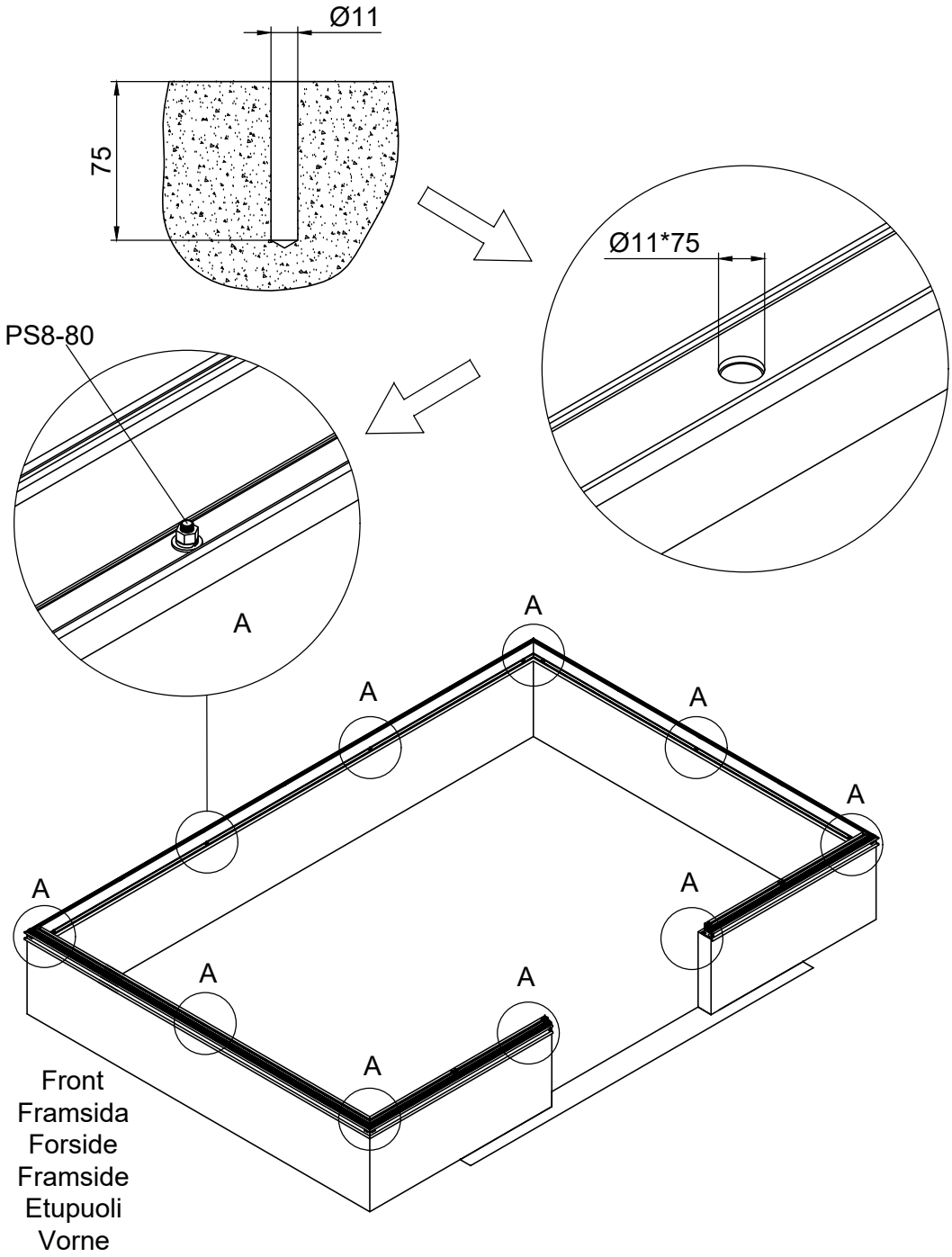

Part	Product	NO.	Length(MM)	QTY.	CTN NO.	Code
	3111	40A-Y11-4A	2962	1	3043P-S-BASE4	A002
	3112	40A-Y11-5A	3714	1	3043P-S-BASE5	
	3113	40A-Y11-6A	4465	1	3043P-S-BASE6	
	3114	40A-Y11-7A	5216	1	3043P-S-BASE7	
	3115	40A-Y11-8A	5967	1	3043P-S-BASE8	
	3111	40A-S11-4AR	749	1	3043PA-S-4	A010
	3112	40A-S11-5AR	1125	1	3043PA-S-5	
	3113	40A-S11-6AR	1500	1	3043PA-S-6	
	3114	40A-S11-7AR	1876	1	3043PA-S-7	
	3115	40A-S11-8AR	2251	1	3043PA-S-8	
	3111	40A-S11-4AL	749	1	3043PA-S-4	A011
	3112	40A-S11-5AR	1125	1	3043PA-S-5	
	3113	40A-S11-6AR	1500	1	3043PA-S-6	
	3114	40A-S11-7AR	1876	1	3043PA-S-7	
	3115	40A-S11-8AR	2251	1	3043PA-S-8	

Part	NO.	Length(MM)	QTY.	CTN NO.
	40A-Y12-A	3023	2	3043PA-S-4G

Part	NO.	QTY.	Length(MM)
	J09	8	PCS

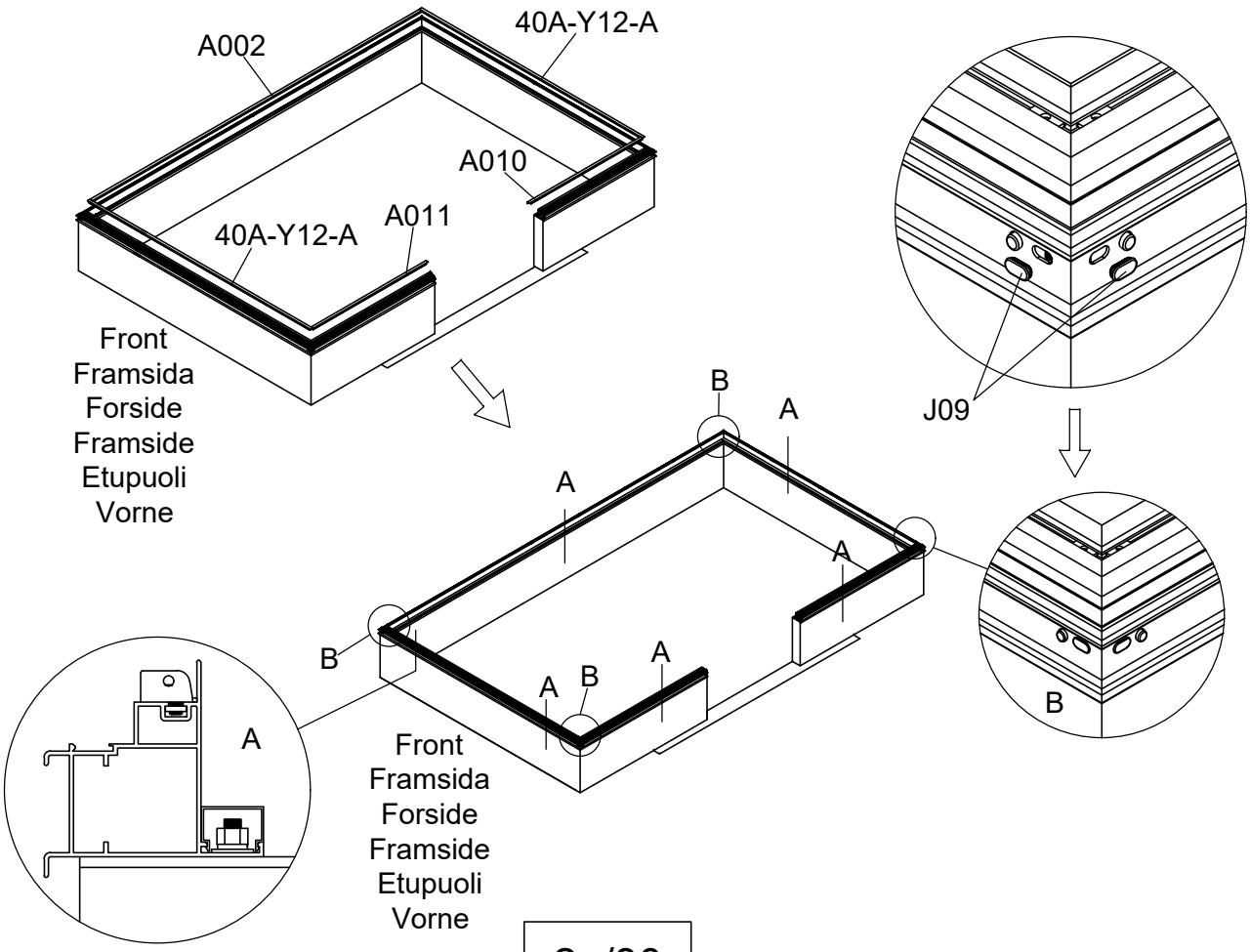

Part	NO.	QTY.	Length(MM)
	7B26-017	4	PCS
	M6-8	8	PCS
	J08	1	PCS

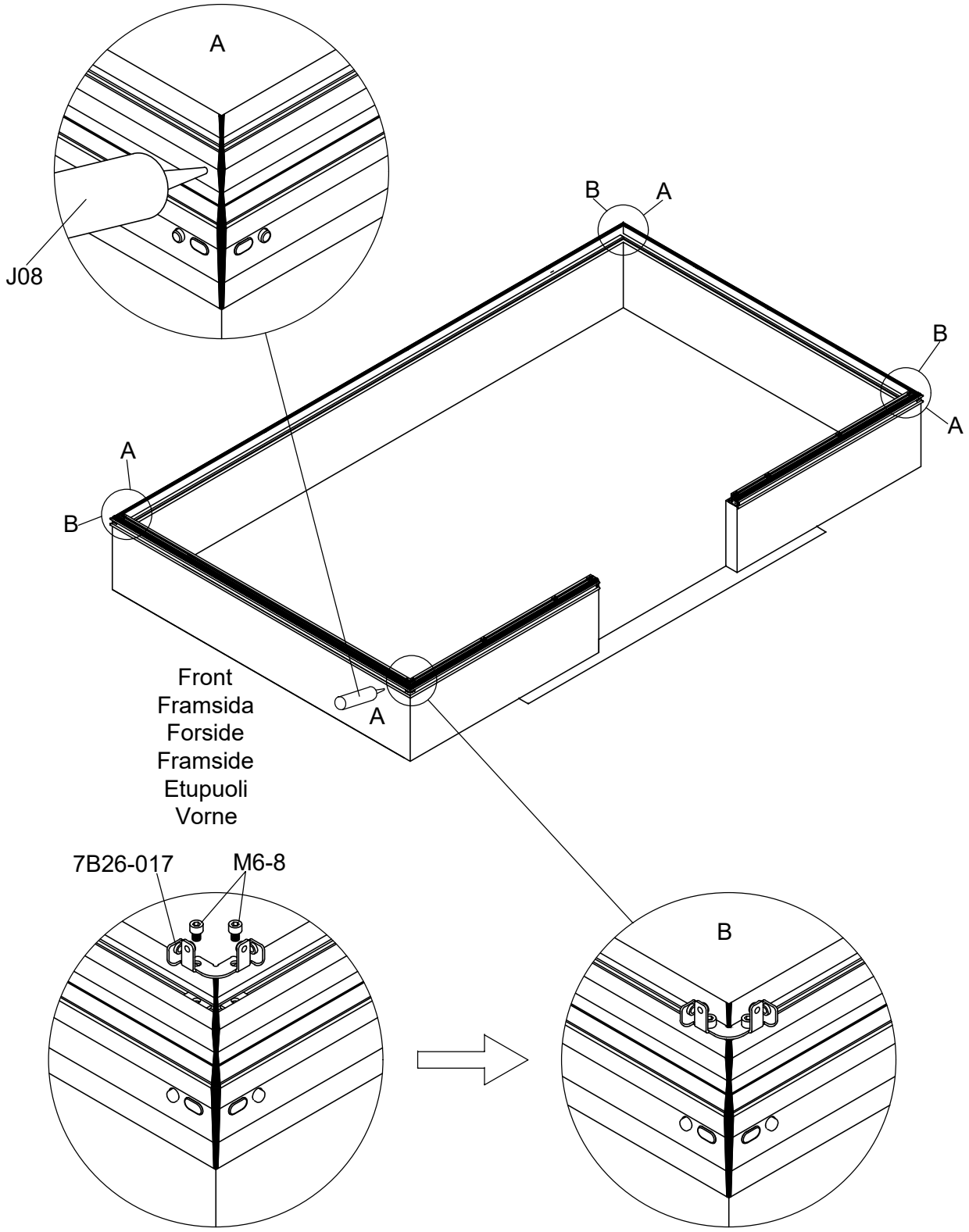

Part	NO.	QTY.	Length(MM)
	40A-Y20	4	1236
	Si6-16	8	PCS
	J05	8	PCS
	M6-8	8	PCS

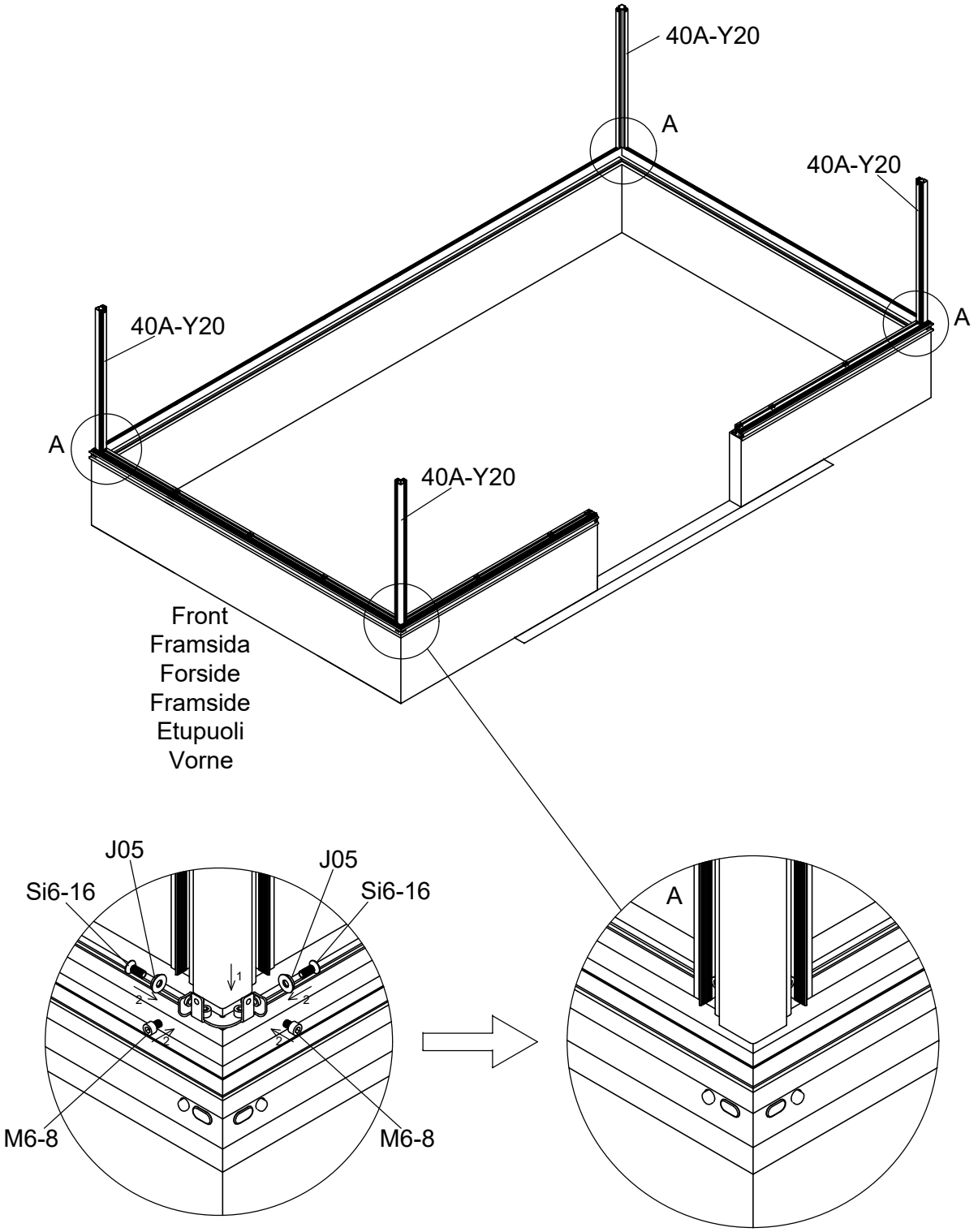

Part	NO.	QTY.	Length(MM)
	40X-Y60	1	3023
	40A-Y61	1	3023
	Si6-16	4	PCS
	J05	4	PCS
	L06	4	1400

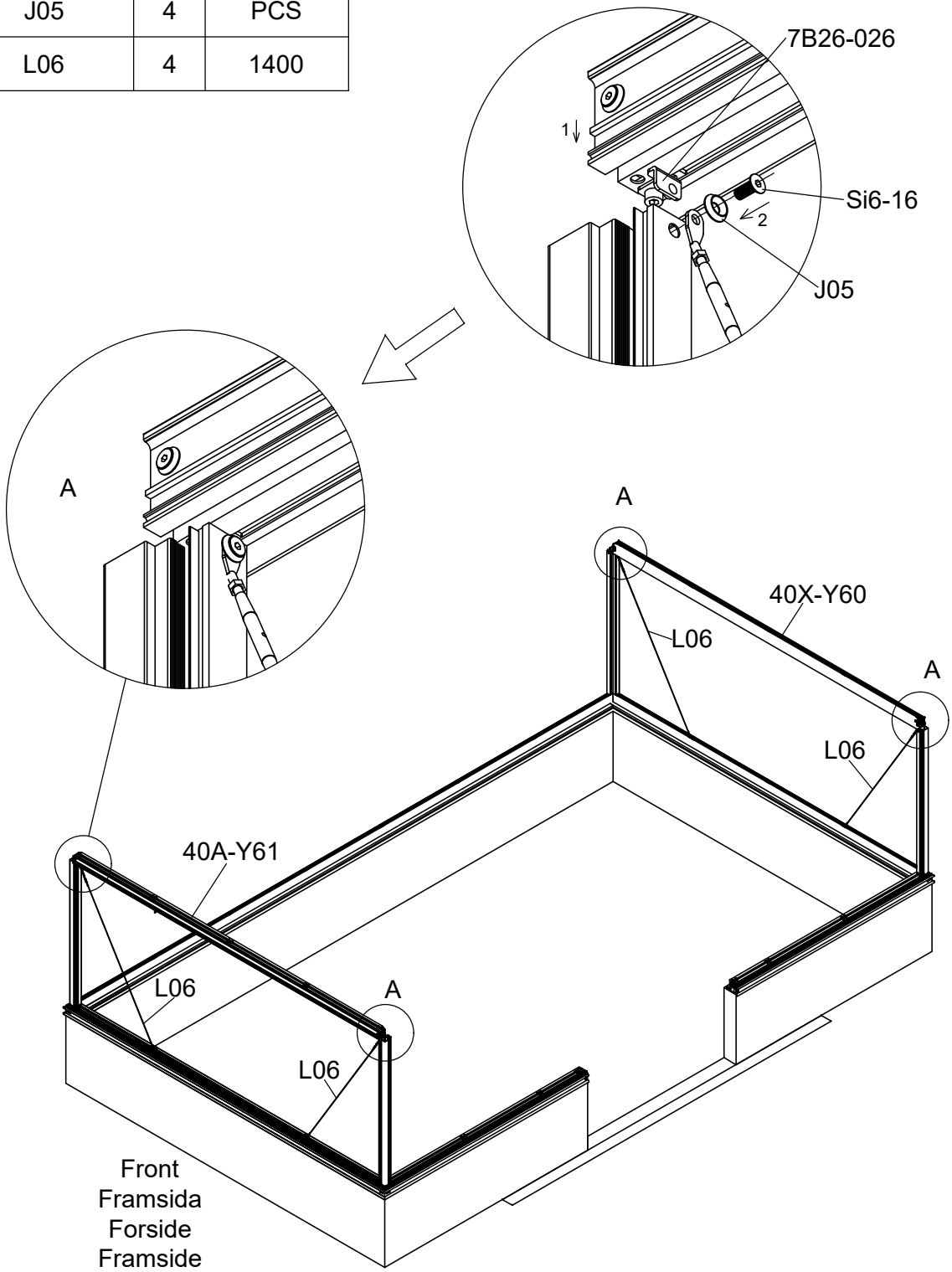

Part	Product	NO.	Length(MM)	QTY.	Code
	3111	40X-Y62-4NR	3132	1	A003
	3112	40X-Y62-5NR	3883		
	3113	40X-Y62-6NR	4634		
	3114	40X-Y62-7NR	5385		
	3115	40X-Y62-8NR	6136		
	3111	40A-Y62-4NL	3132	1	A004
	3112	40A-Y62-5NL	3883		
	3113	40A-Y62-6NL	4634		
	3114	40A-Y62-7NL	5385		
	3115	40A-Y62-8NL	6136		

Part	NO.	QTY.	Length(MM)
	Si6-16	4	PCS
	J05	4	PCS
	L06	4	1400

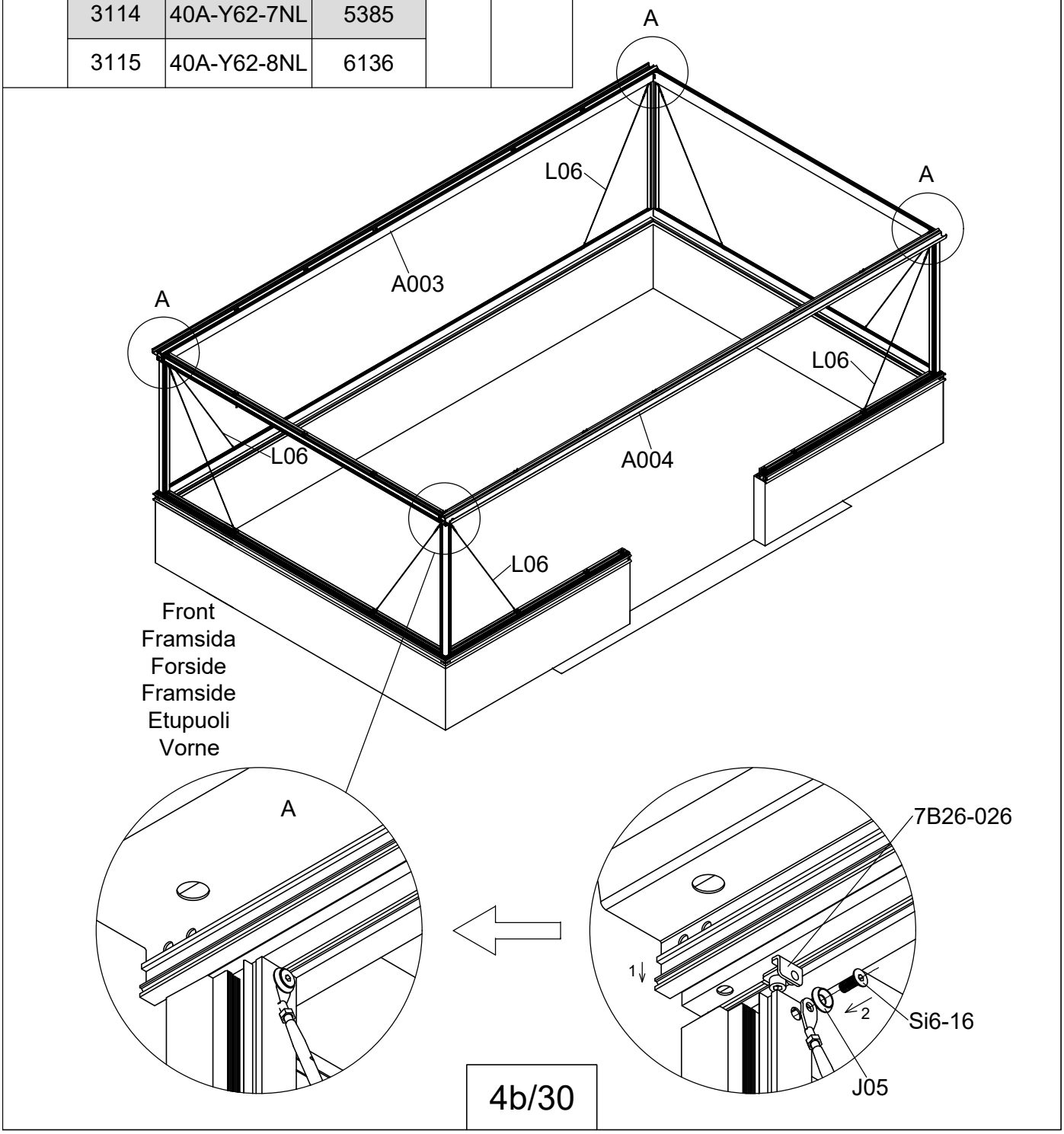

Part	NO.	QTY.	Length(MM)
	7B26-029	4	PCS
	M6-20	8	PCS

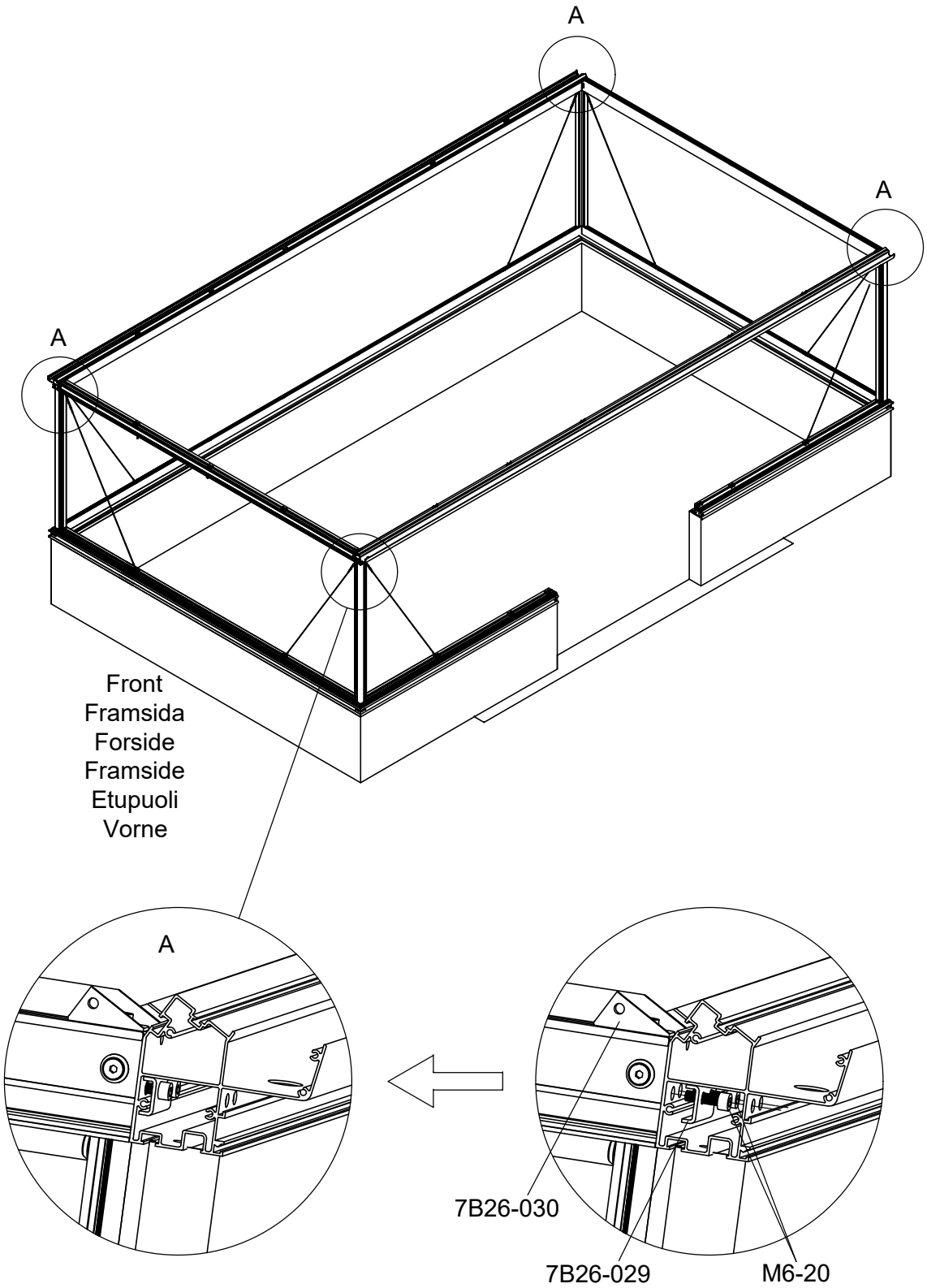

If you have chosen Side Windows, please assemble them from this step.
Please refer to the Side Window Instructions Page "7W1A-V3S 6/16 - 16/16".

Om du har valt sidofönster ska du montera dem från och med det här steget.
Se sidan med instruktioner för sidofönster "7W1A-V3S 6/16 - 16/16".

Hvis du har valgt sidevinduer, skal du montere dem fra dette trin og fremefter.
Se side 7W1A-V3S 6/16 - 16/16 i vejledningen til sidevinduer.

Hvis du har valgt Sidevinduer, vennligst sett dem sammen fra dette trinnet.
Vennligst se sidevindusinstruksjonene "7W1A-V3S 6/16 - 16/16".

Jos olet valinnut sivuikkunat, kokoa ne tästä vaiheesta alkaen.
Katso sivuikkunoiden ohjeet sivulta "7W1A-V3S 6/16 - 16/16".

Wenn Sie sich für Seitenfenster entschieden haben, montieren Sie diese bitte ab diesem Schritt.
Bitte beachten Sie die Anleitung für die Seitenfenster auf der Seite "7W1A-V3S 6/16 - 16/16".

reen Room®
BY WILLAB GARDEN

SH7W1A-V3S

If the Side Window is assembled on a new greenroom, please start with Page 6/16.
If the Side Window is added to an existing greenroom, please start with Page 1/16.

Vid montage på ett nytt Green Room, börja på sidan 6/16.
Vid eftermontage på ett befintligt Green Room börjar du på sidan 1/16.

Hvis sidevinduet monteres på et nyt Green Room, skal du starte på side 6/16.
Ved eftermontering på et eksisterende Green Room, skal du starte på side 1/16.

Hvis sidevinduet er montert på et nytt Green Room, start på side 6/16.
Ved ettermontering til et eksisterende Green Room, start på side 1/16.

Jos sivuikkuna asennetaan uuteen Green Room, aloita sivulta 6/16.
Jos sivuikkuna lisätään olemassa olevaan Green Room, aloita sivulta 1/16.

Wenn das Seitenfenster in einem neuen Green Room, montiert wird, beginnen Sie bitte mit Seite 6/16.
Wenn das Seitenfenster in einen bestehenden Green Room, eingebaut wird, beginnen Sie bitte mit Seite 1/16.

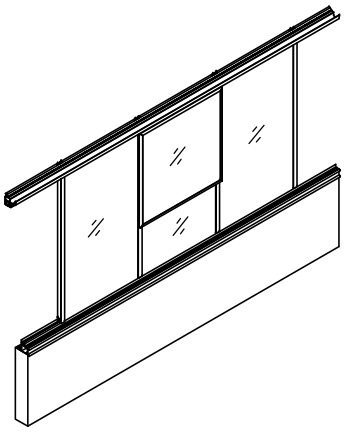

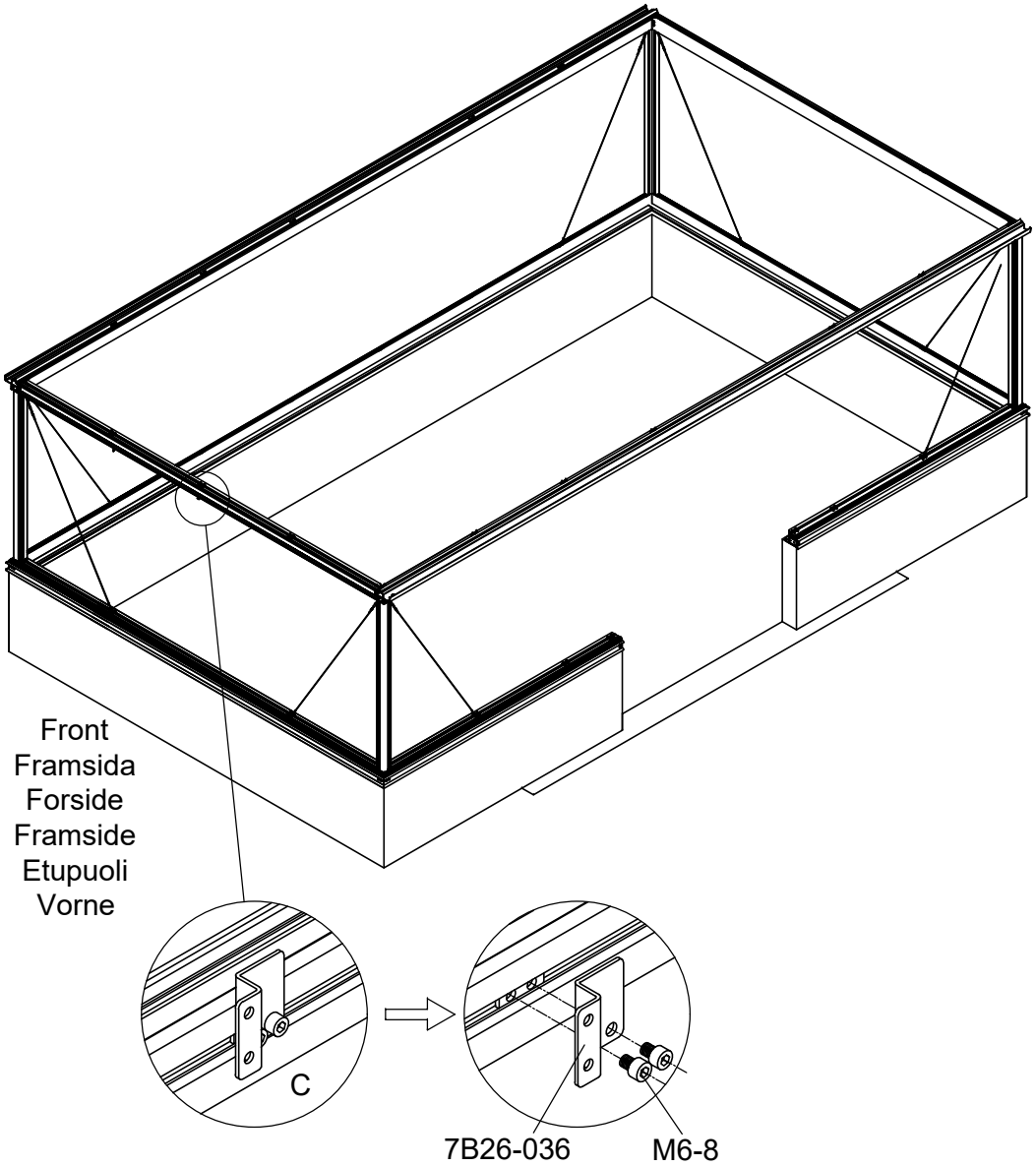

Disassemble this part.
Avmontera fästet från profilen på långsidan.
Afmonter beslaget fra profilen på langsiden.
Demonter festet fra profilen på langsiden.
Irrota profiilin pitkällä sivulla oleva kiinnike.
Demontieren Sie dieses Teil.

Part	NO.	QTY.		Length(MM)	CTN NO.
		3112	3114		
	7B26-011	1	1	PCS	3043P-S-Y30
	M6-8	1	1	PCS	

3112	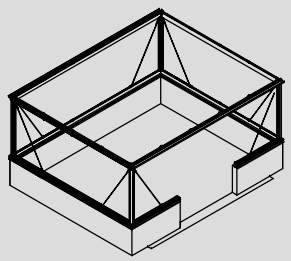
3114	

Assemble this part to the middle of the profiles.
Montera fästet i mitten av profilen.
Montere beslaget i midten af profilen.
Monter festet i midten av profilen.
Asenna kiinnike profiilin keskelle.
Montieren Sie dieses Teil in der Mitte der Profile.

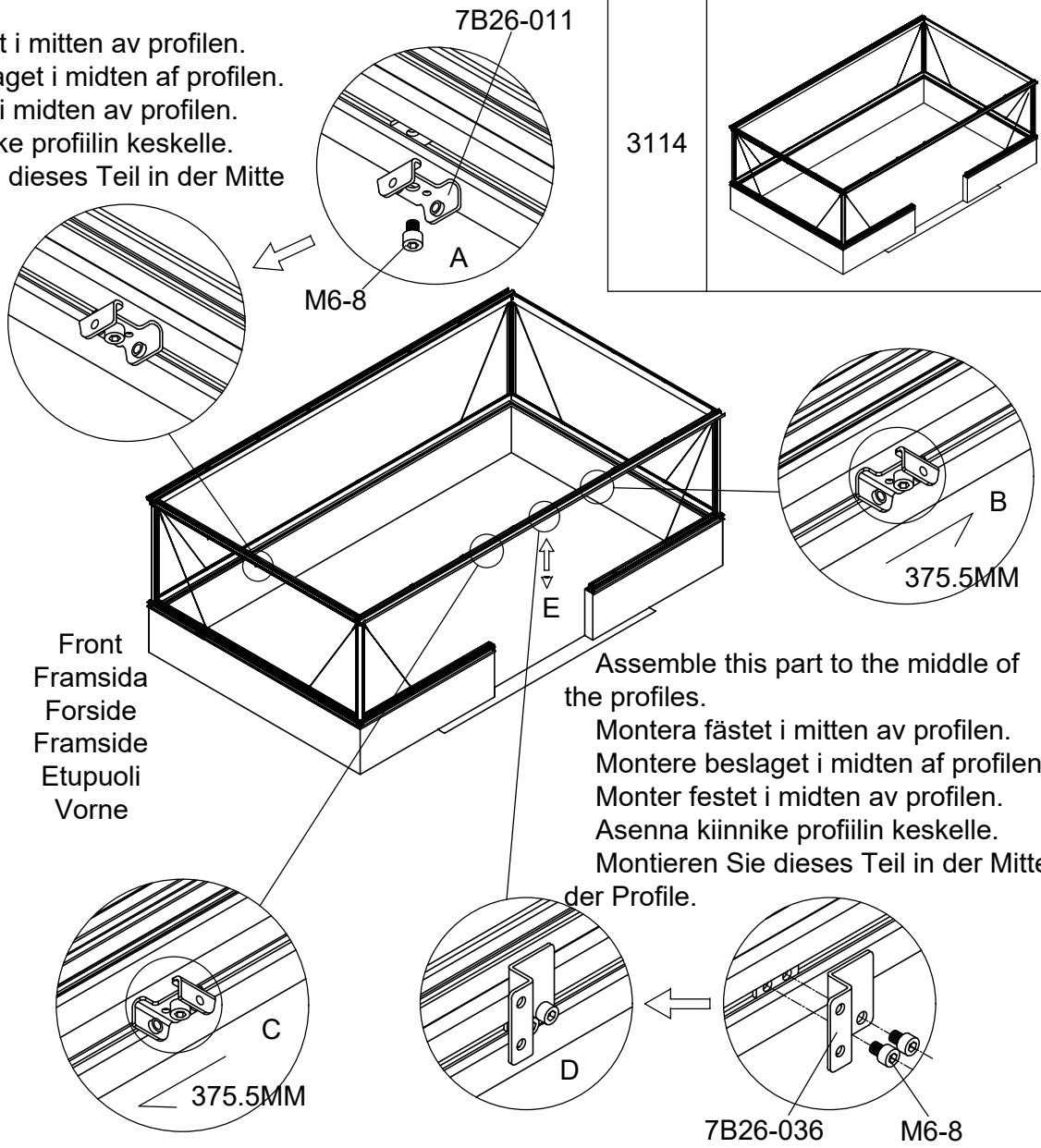

Assemble this part to the middle of the profiles.
Montera fästet i mitten av profilen.
Montere beslaget i midten af profilen.
Monter festet i midten av profilen.
Asenna kiinnike profiilin keskelle.
Montieren Sie dieses Teil in der Mitte der Profile.

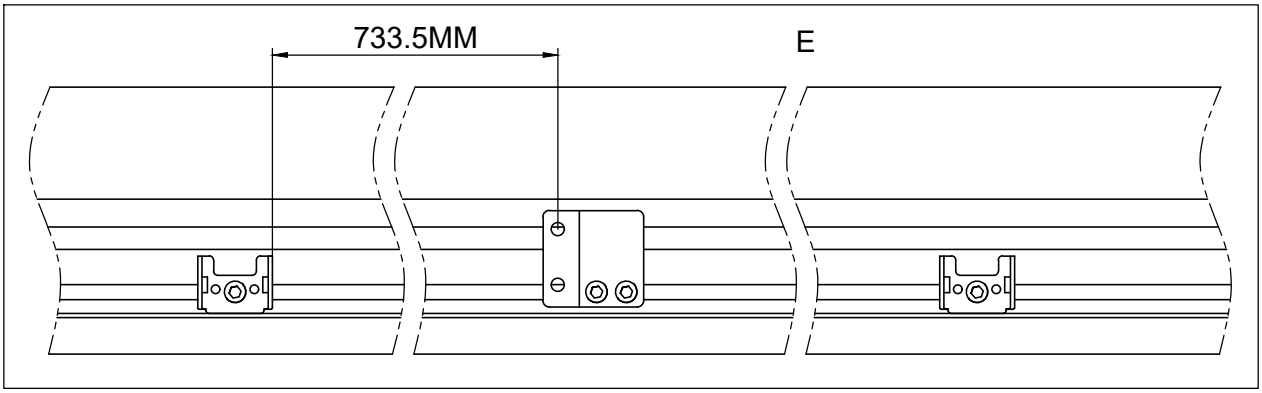

3111	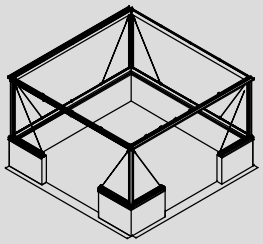
3113	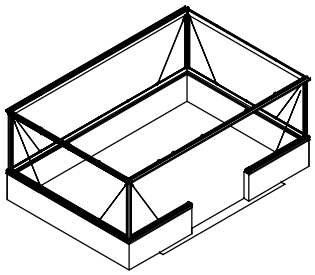
3115	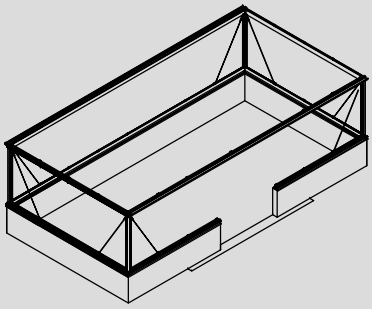

Disassemble this part.
Avmontera fästet från profilen på långsidan.
Afmonter beslaget fra profilen på langsiden.
Demonter festet fra profilen på langsiden.
Irrota profiilin pitkällä sivulla oleva kiinnike.
Demontieren Sie dieses Teil.

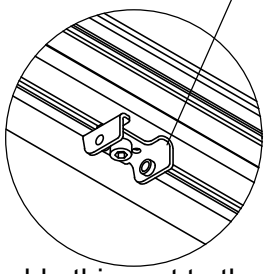

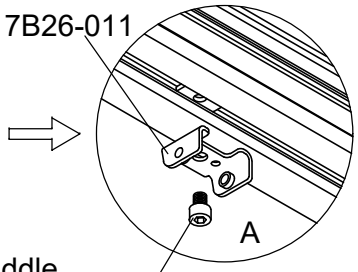

Assemble this part to the middle of the profiles.
Montera fästet i mitten av profilen.
Montere beslaget i midten af profilen.
Monter festet i midten av profilen.
Asenna kiinnike profiilin keskelle.
Montieren Sie dieses Teil in der Mitte der Profile.

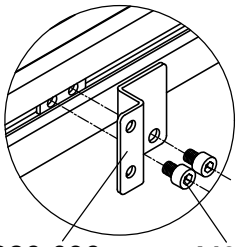

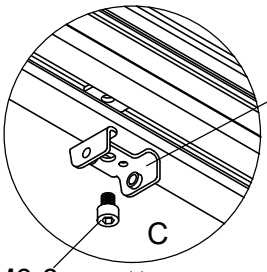

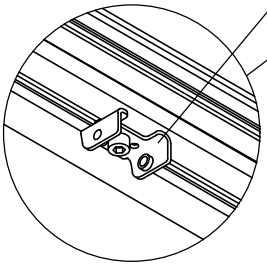

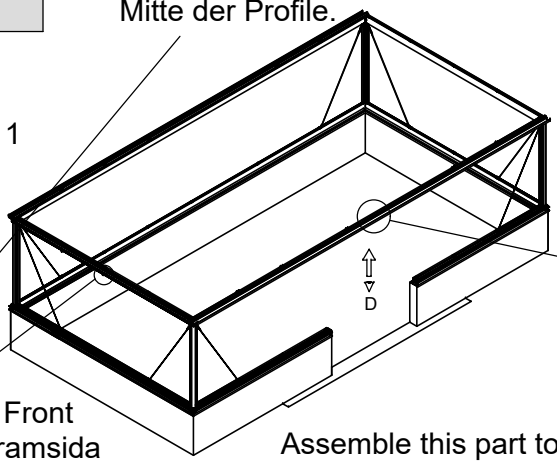

Front
Framsida
Forside
Framside
Etupuoli
Vorne

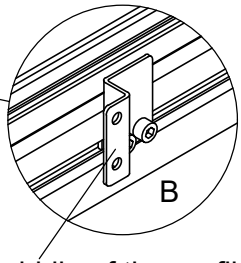

Assemble this part to the middle of the profiles.
Montera fästet i mitten av profilen.
Montere beslaget i midten af profilen.
Monter festet i midten av profilen.
Asenna kiinnike profiilin keskelle.
Montieren Sie dieses Teil in der Mitte der Profile.

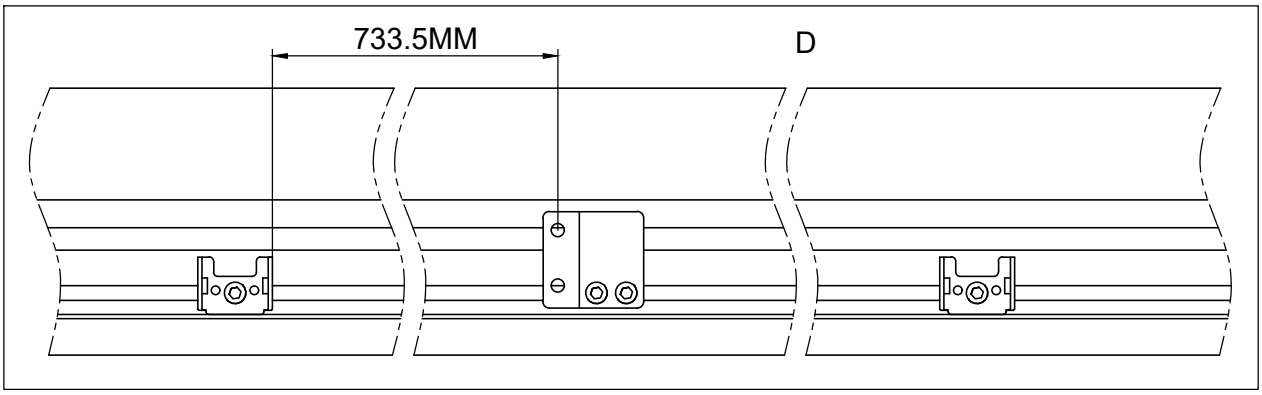

Part	NO.	QTY.	Length(MM)
	40A-Y30	8	1235
	Si6-16	16	PCS
	J05	16	PCS

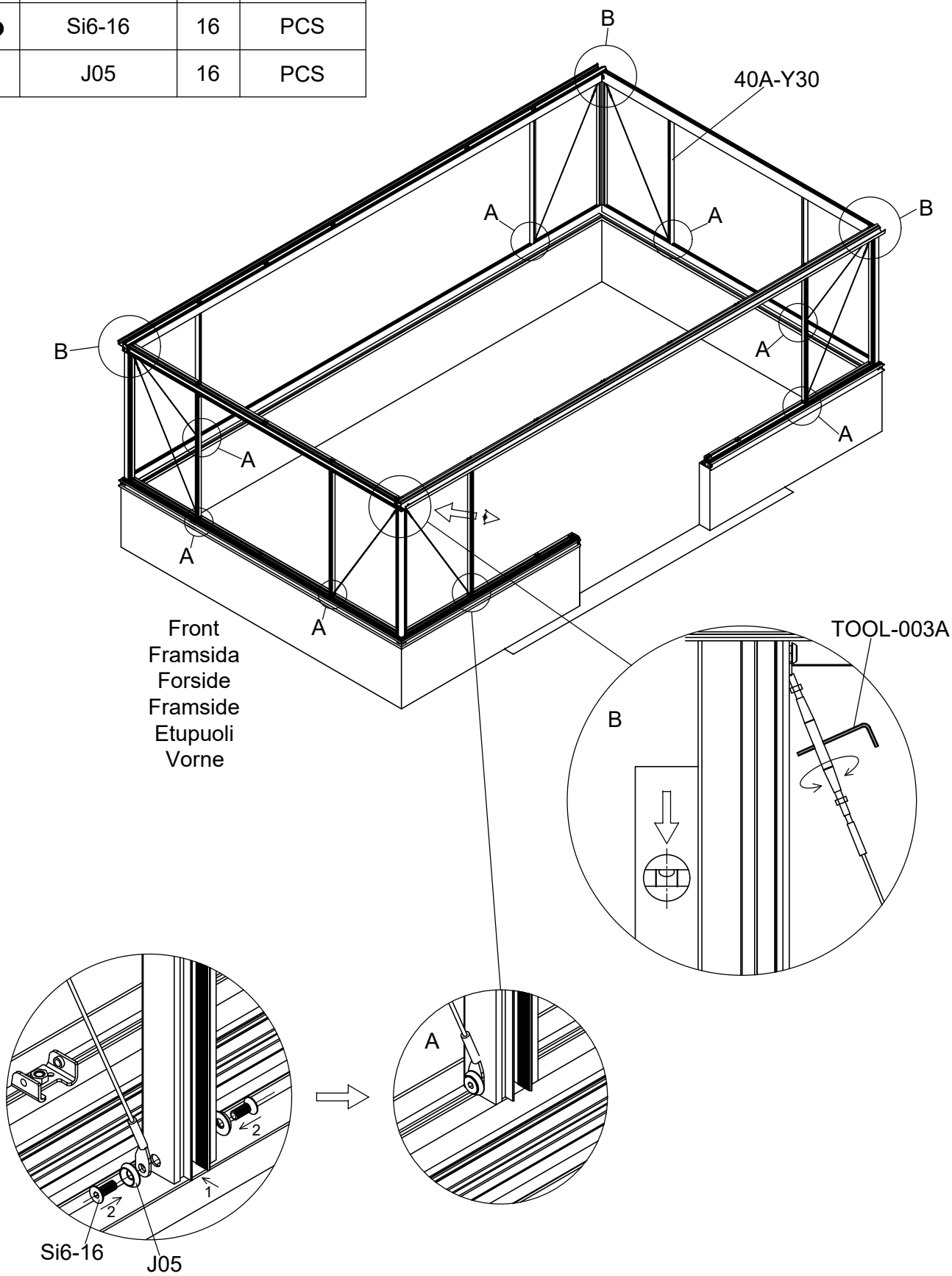

Part	NO.	QTY.					Length(MM)	CTN NO.
		3111	3112	3113	3114	3115		
	40A-Y30	7	5	7	9	11	1235	
	Si6-16	40	32	40	48	56	PCS	
	J05	40	32	40	48	56	PCS	
	40A-Y30	0	1	0	1	0	1235	3043P-S-Y30
	Si6-16	0	4	0	4	0	PCS	3043P-S-Y30
	J05	0	4	0	4	0	PCS	3043P-S-Y30

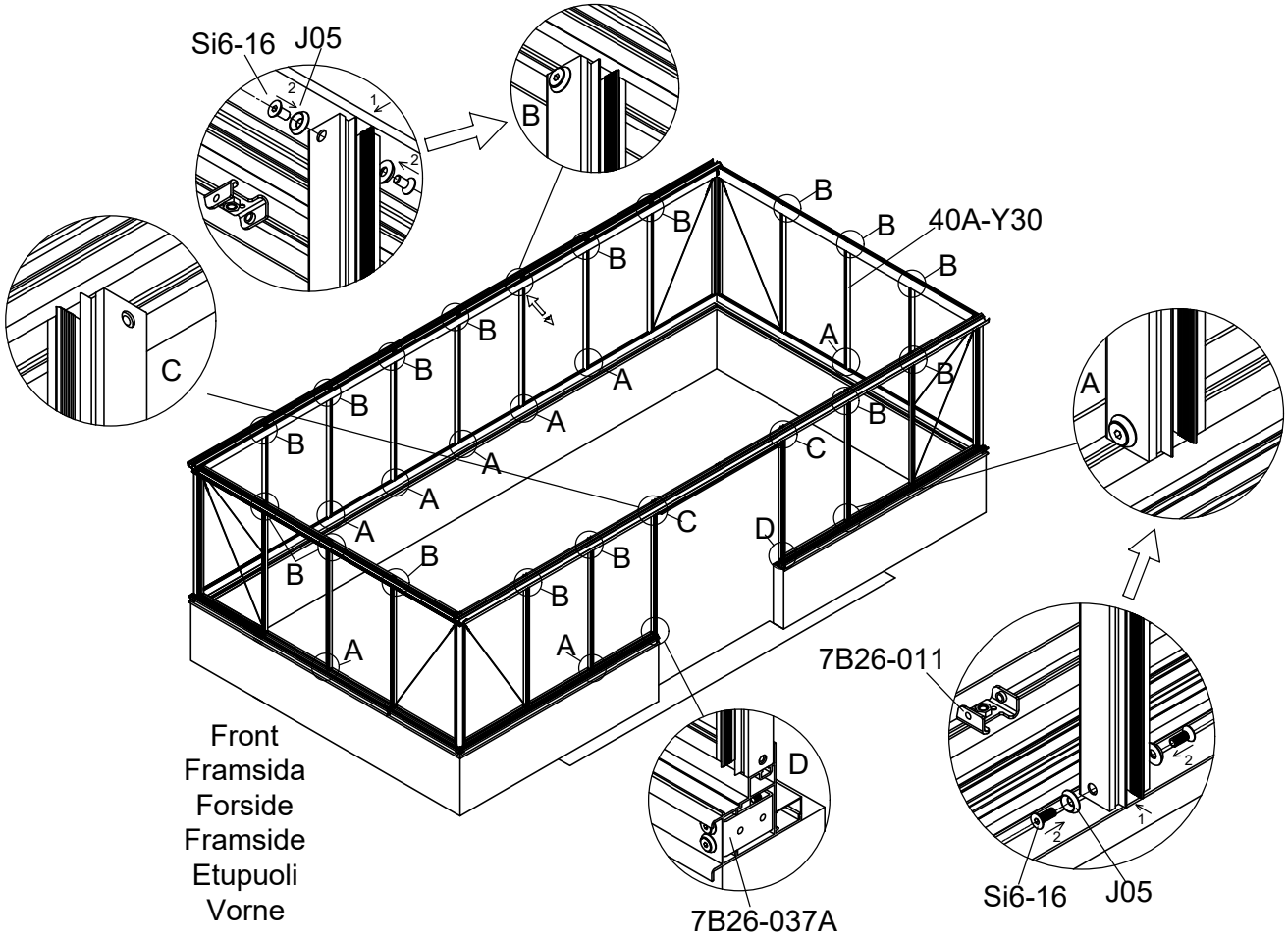

3111	3112	3113	3114	3115
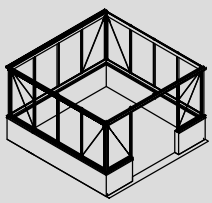	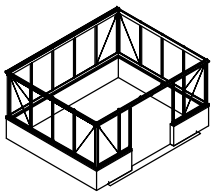	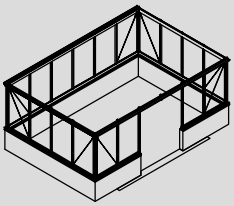	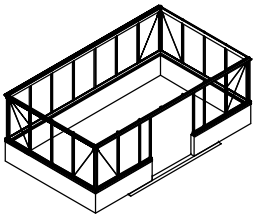	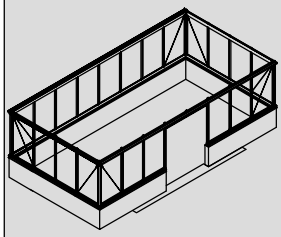

Part	NO.	QTY.	Length(MM)
	40X-Y31R	2	418
	40X-Y31L	2	418
	40X-Y32	2	859
	Si6-16	12	PCS
	J05	12	PCS

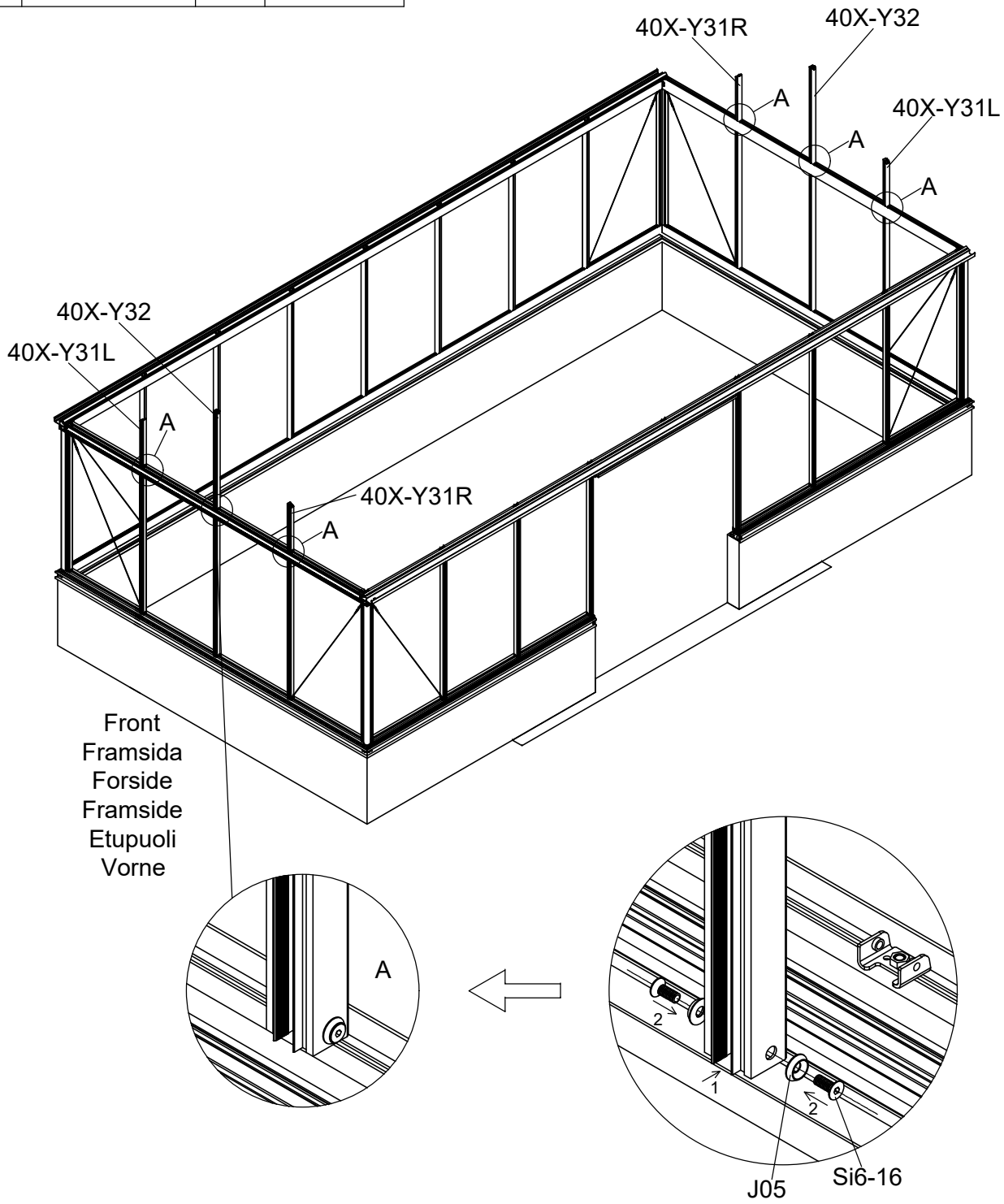

Part	Product	NO.	Length(MM)	QTY.	Code
	3111	40X-Y63-4	3118	1	A005
	3112	40X-Y63-5	3869		
	3113	40X-Y63-6	4620		
	3114	40X-Y63-7	5371		
	3115	40X-Y63-8	6122		

Part	NO.	QTY.	Length(MM)
	M6-8	4	PCS

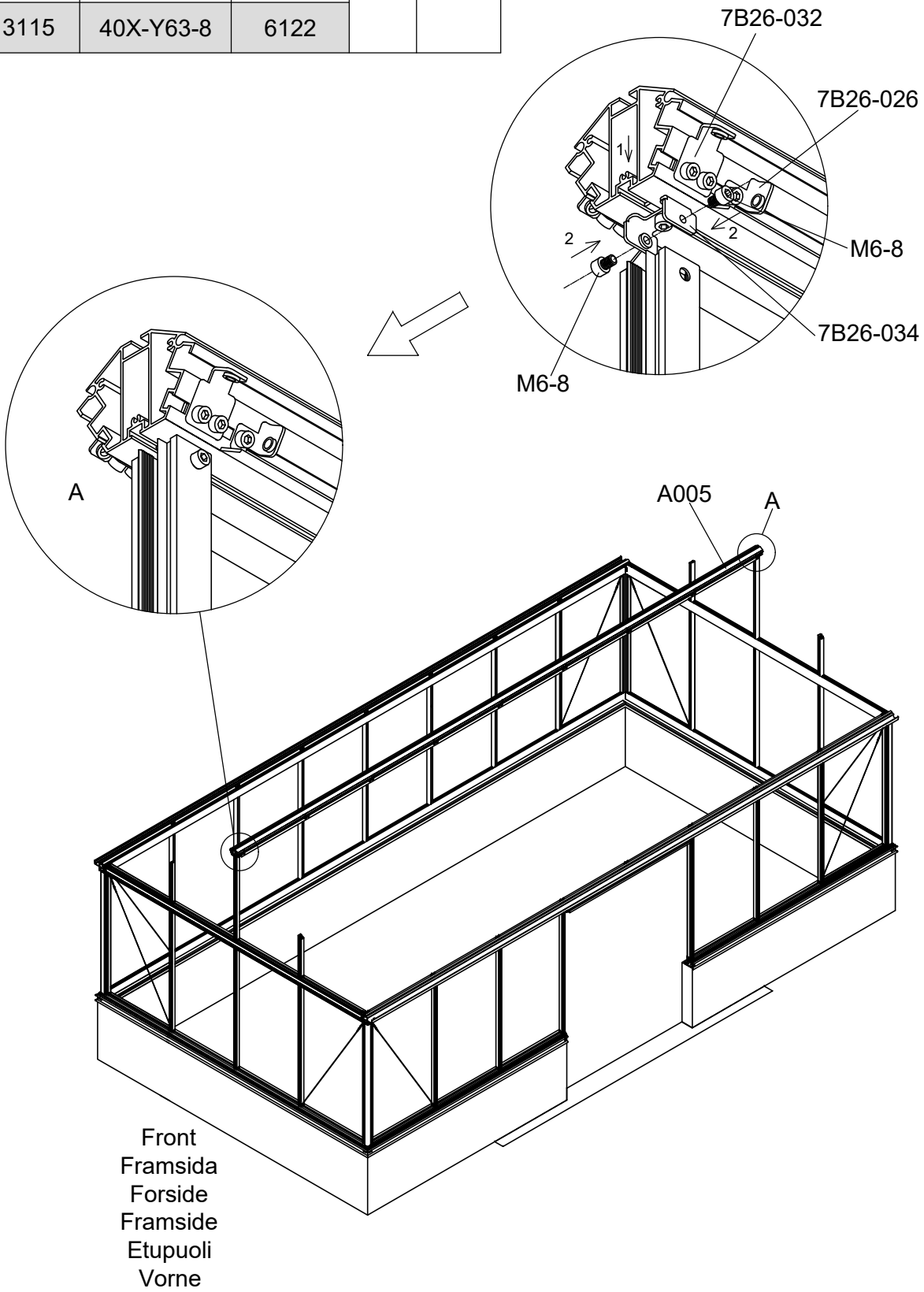

Part	NO.	QTY.					Length (MM)	Code
		3111	3112	3113	3114	3115		
	L17	4	4	4	0	0	2240	A019
	L24	0	0	0	4	4	2789	

Part	NO.	QTY.	Length(MM)
	40X-Y21	2	1755
	40X-Y22	2	1755
	Si6-16	8	PCS
	J05	8	PCS
	S6-10	16	PCS
	7B26-033	4	PCS

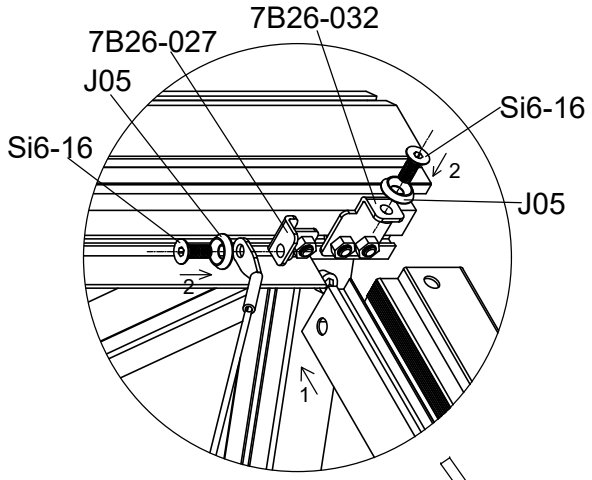

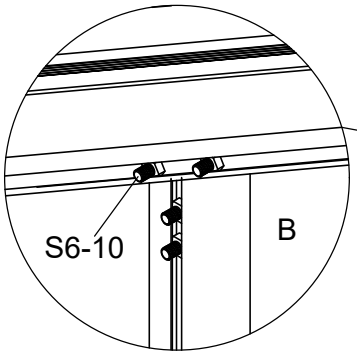

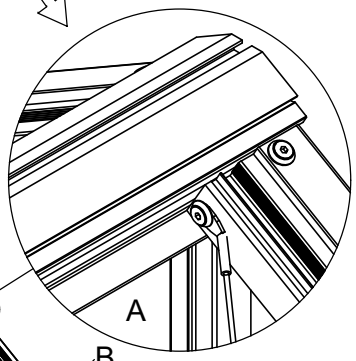

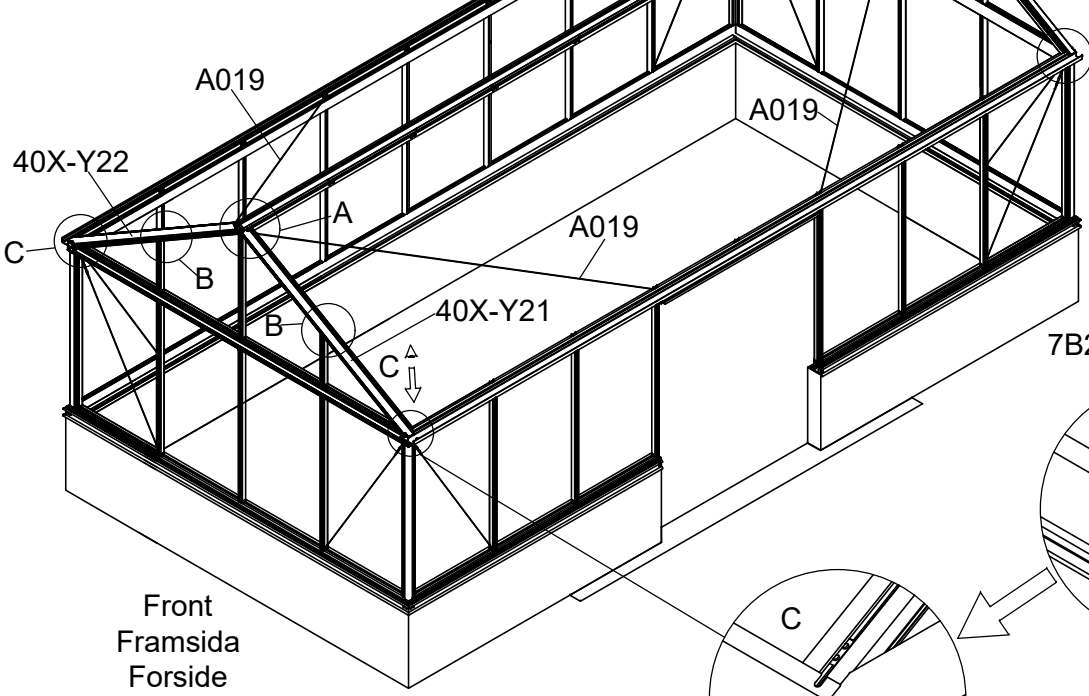

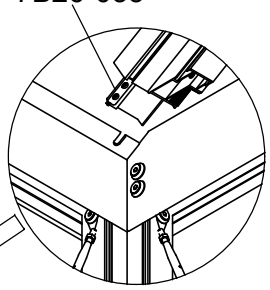

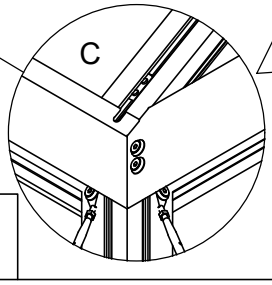

Part	NO.	QTY.	Length(MM)
	7B26-005	4	PCS
	Mi6	16	PCS
	J05	4	PCS
	Si6-12	4	PCS
	M6-8	4	PCS

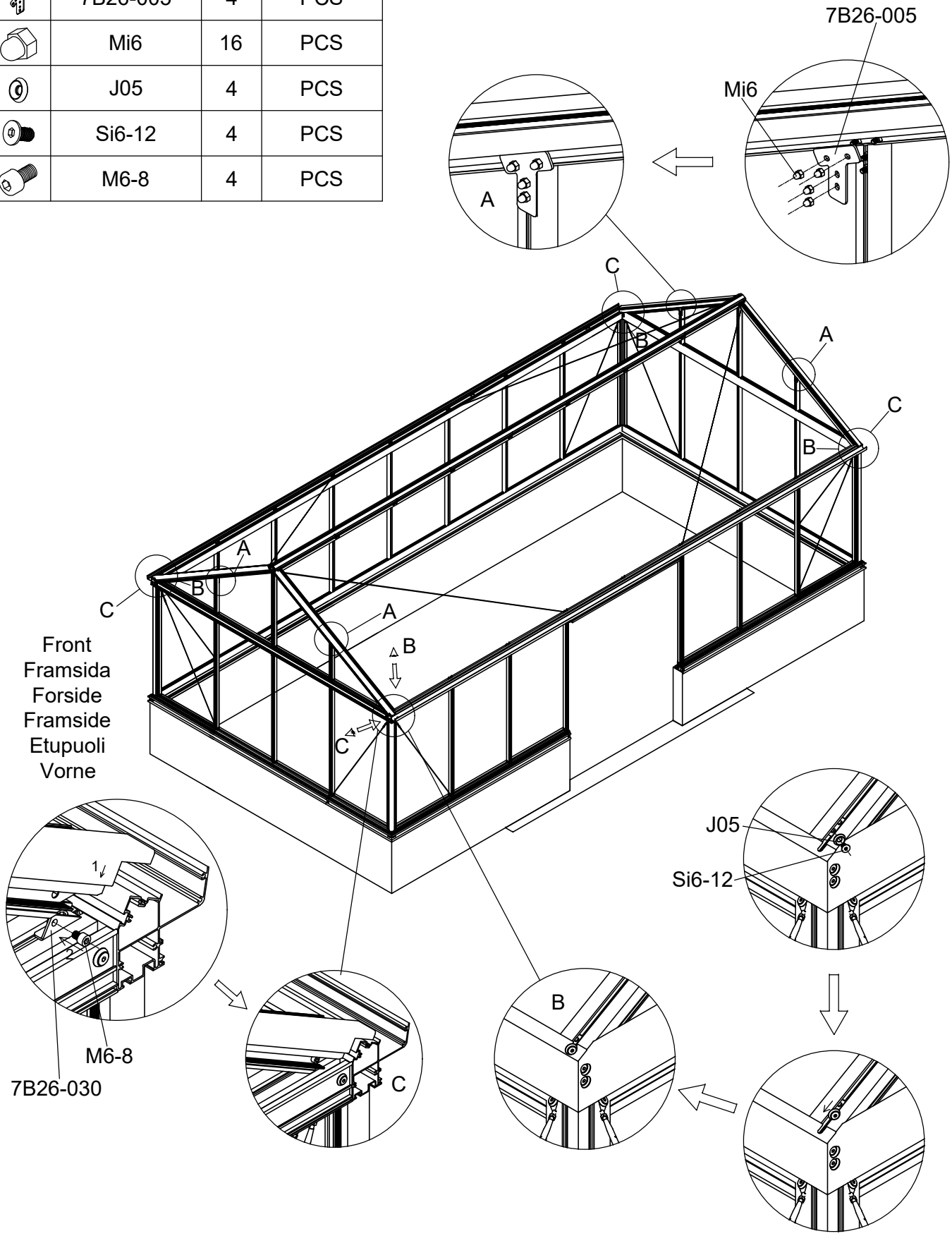

Part	NO.	QTY.			Length (MM)	Code
		3111	3112	3113		
	40X-Y33R	2	4	4	1716	A015
	40X-Y33L	2	4	4	1716	A016
	40X-Y34B	2	4	4	713	
	Si5-16	8	16	16	PCS	
	J01	8	16	16	PCS	

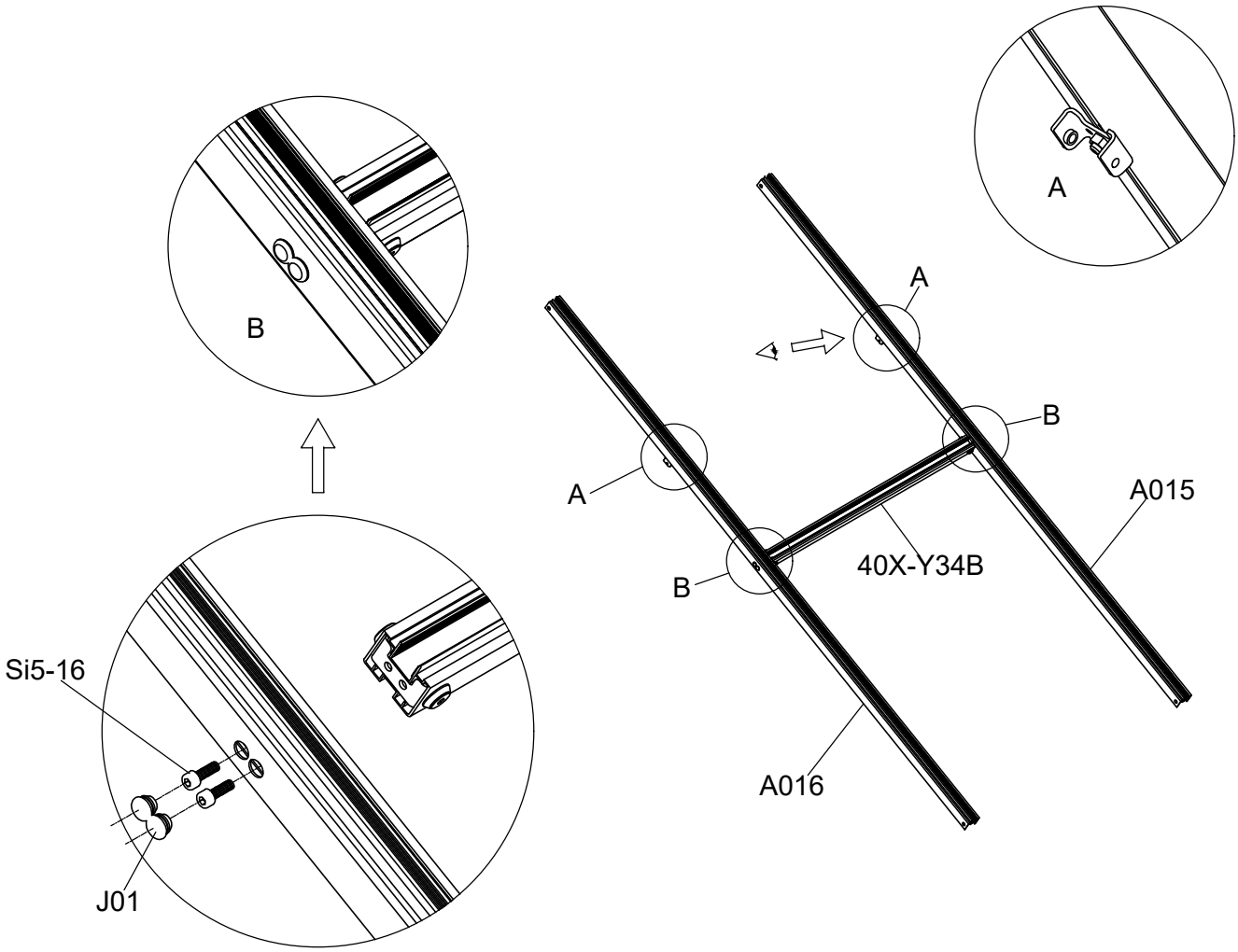

Part	NO.	QTY.		Length (MM)	Code
		3114	3115		
	40X-Y33HR	6	6	1716	A015
	40X-Y33HL	6	6	1716	A016
	40X-Y34B	6	6	713	
	Si5-16	24	24	PCS	
	J01	24	24	PCS	

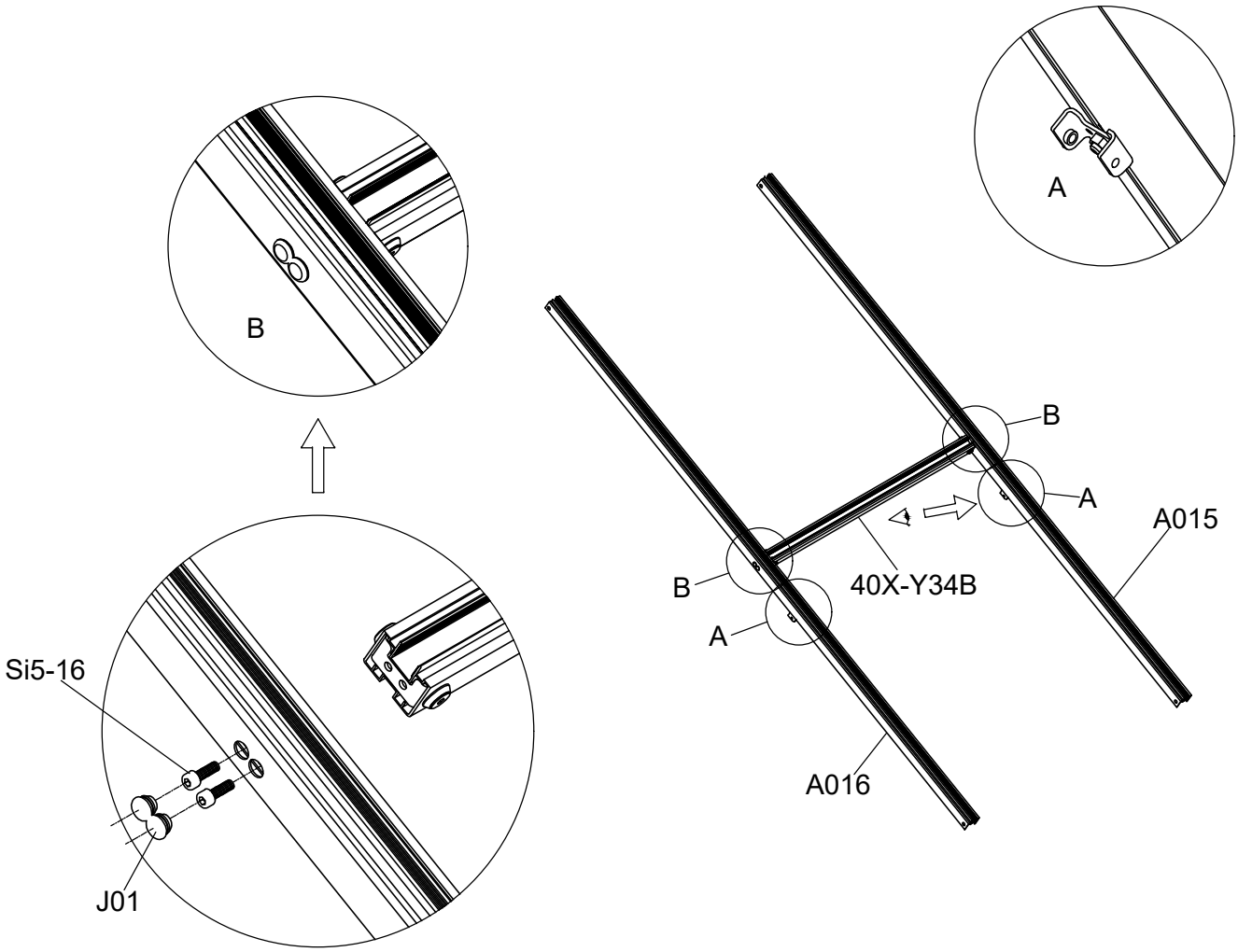

Part	NO.	QTY.					Length (MM)	Code
		3111	3112	3113	3114	3115		
	40X-Y33-A	2	0	2	0	0	1716	A017
	40X-Y33H-A	0	0	0	0	2	1716	

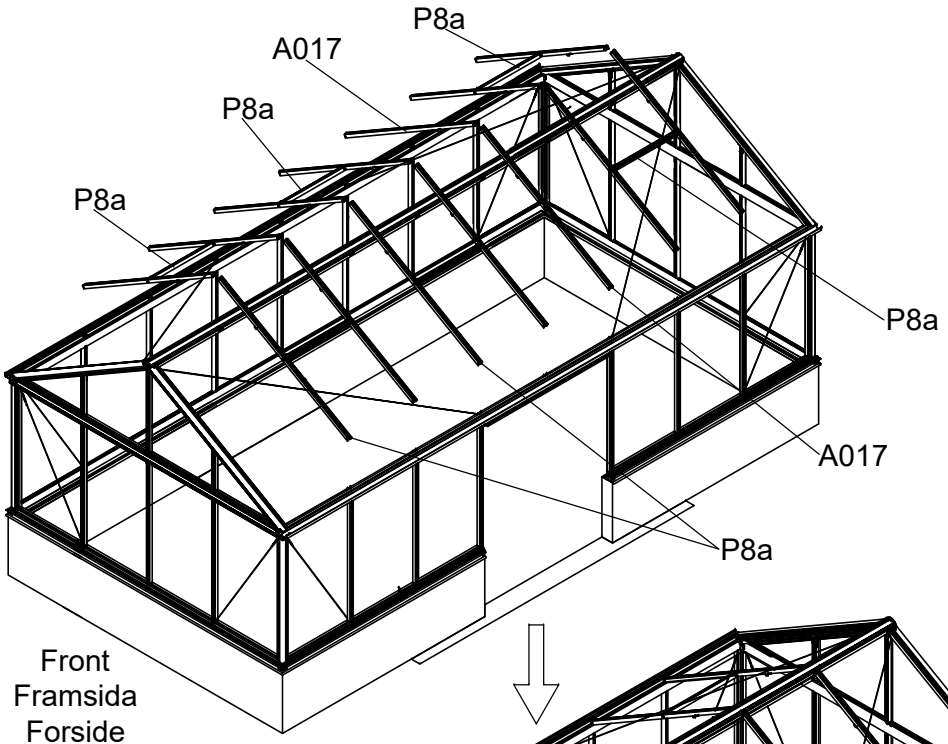

Front
Framsida
Forside
Framside
Etupuoli
Vorne

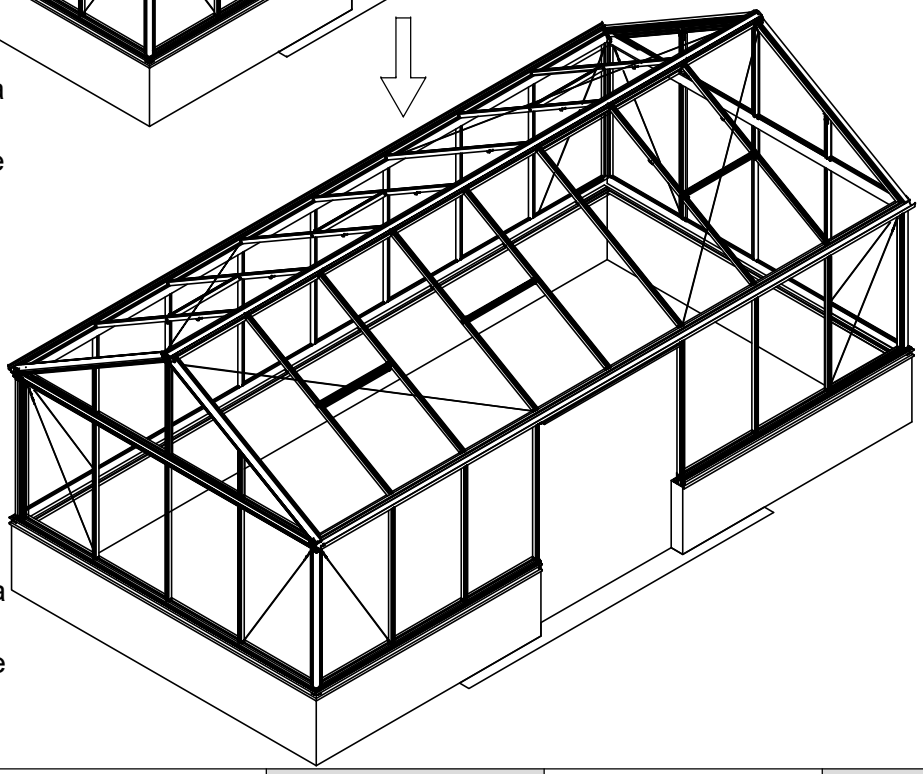

Front
Framsida
Forside
Framside
Etupuoli
Vorne

3111	3112	3113	3114	3115
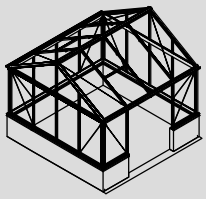	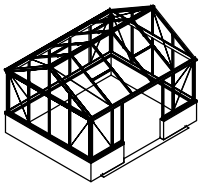	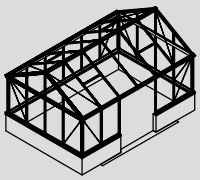	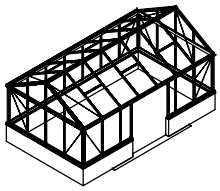	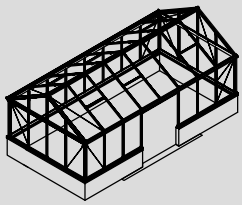

Part	NO.	QTY.					Length(MM)
		3111	3112	3113	3114	3115	
	Si6-16	24	32	40	48	56	PCS
	J05	24	32	40	48	56	PCS

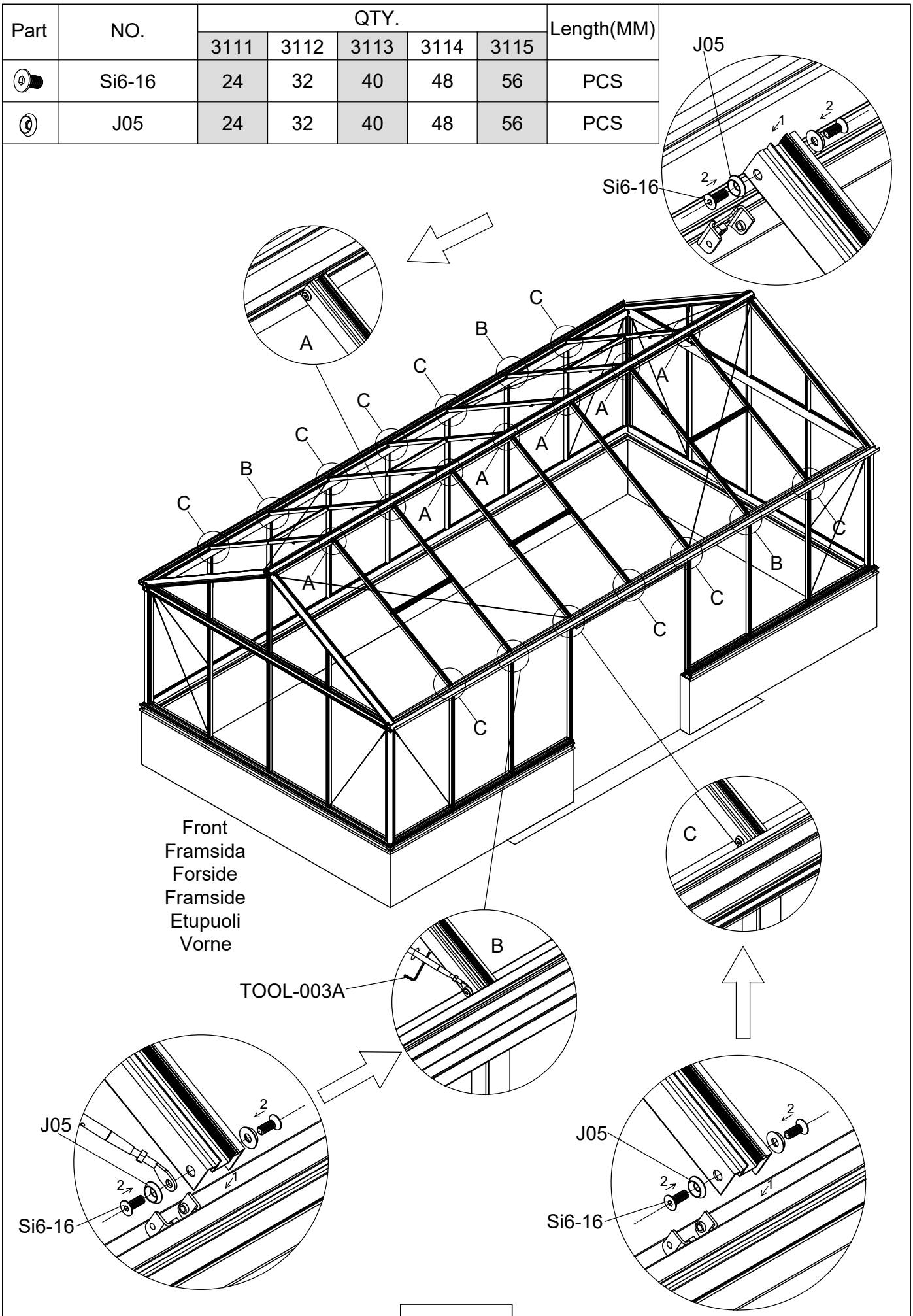

Part	NO.	QTY.			Length(MM)
		3111	3112	3113	
	40X-Y35	3	4	5	1000
	Si6-16	12	16	20	PCS
	J05	12	16	20	PCS

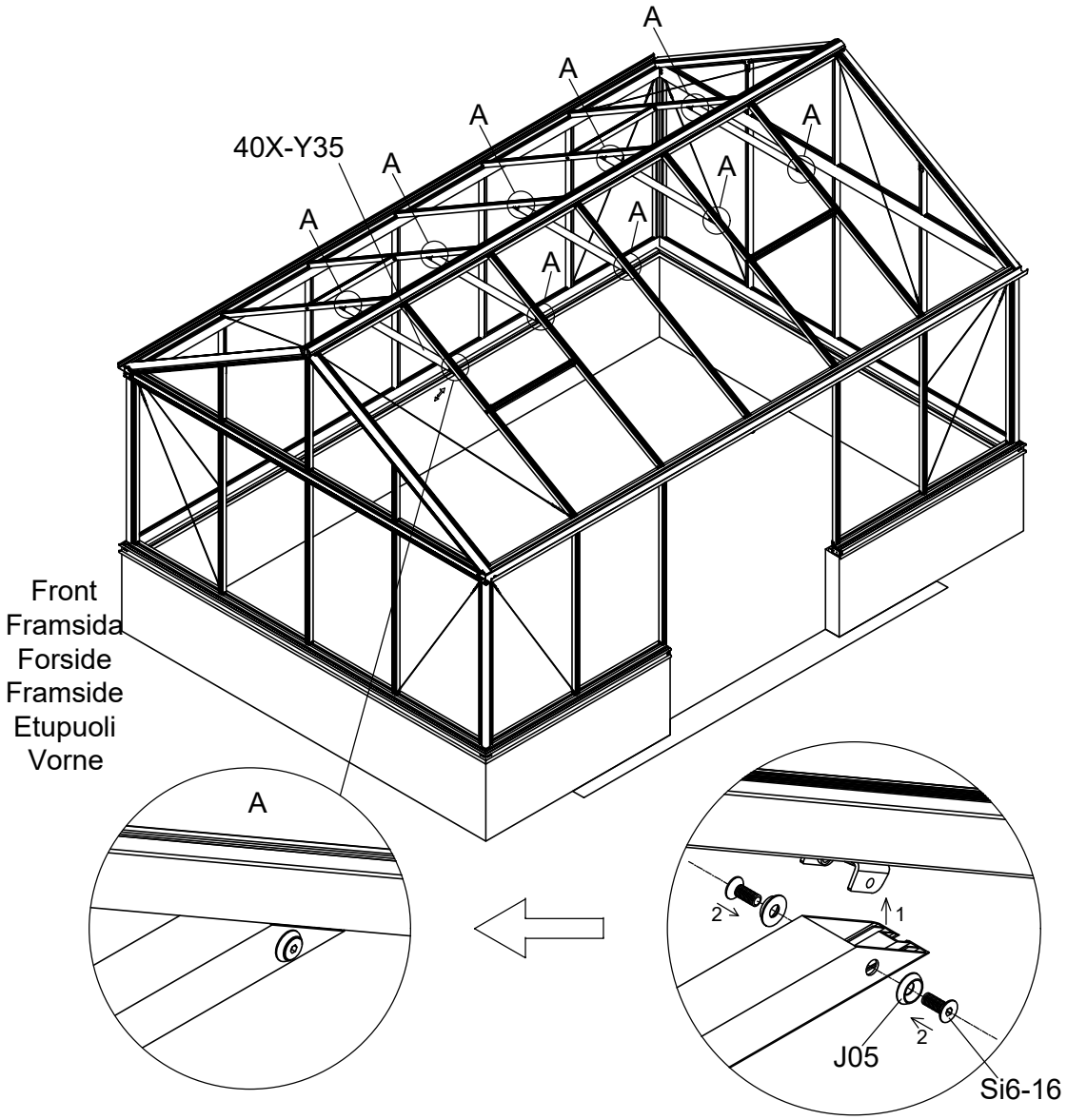

3111	3112	3113
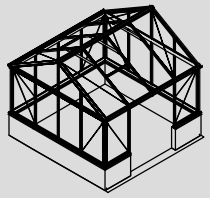	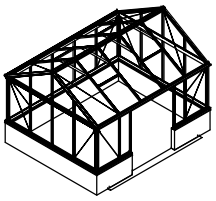	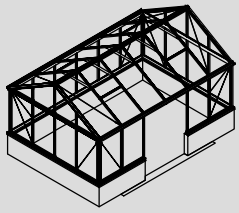

Part	NO.	QTY.		Length(MM)
		3114	3115	
	40X-Y35-1960	6	7	1960
	Si6-16	24	28	PCS
	J05	24	28	PCS

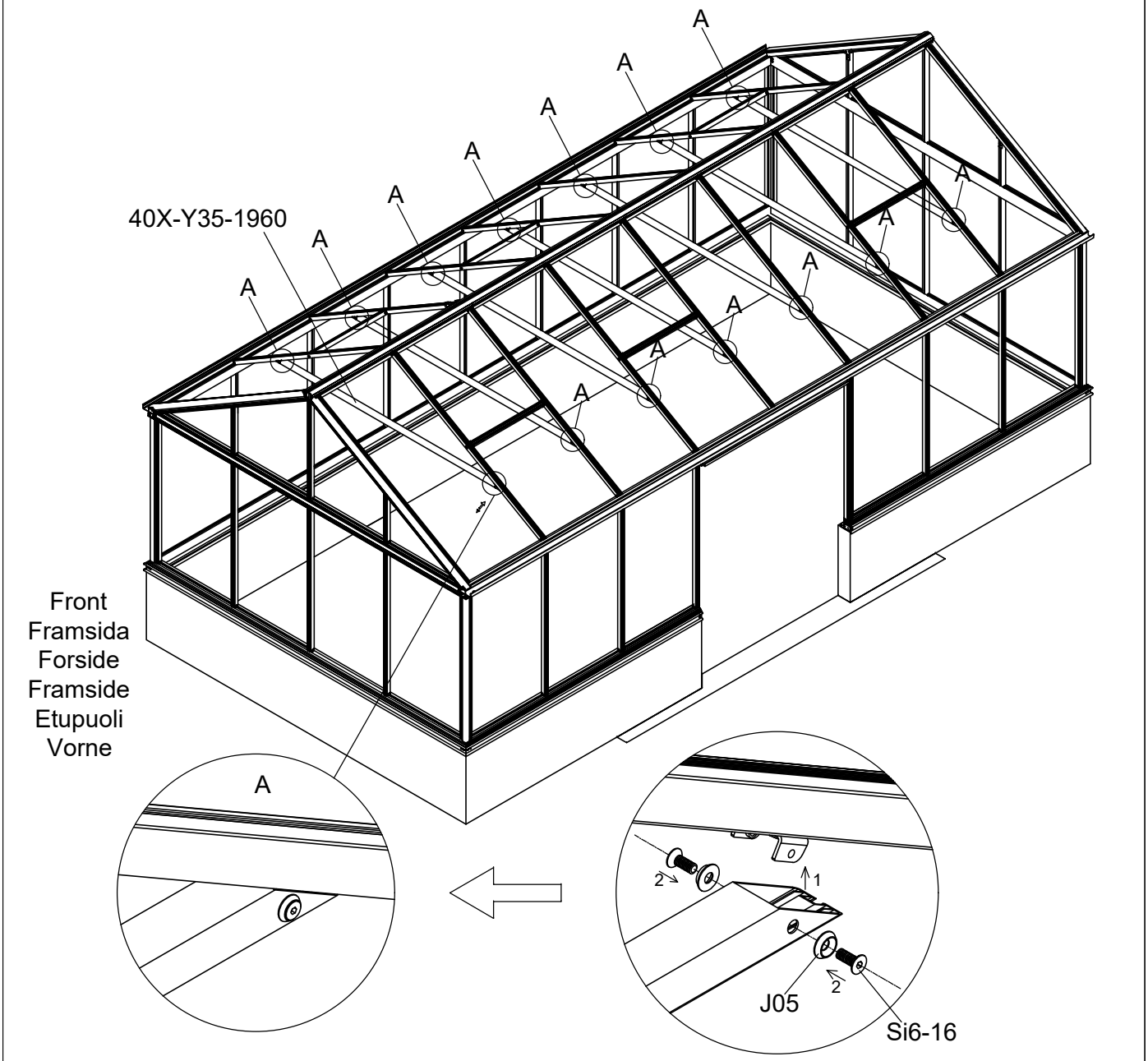

3114	3115
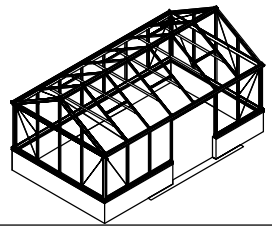	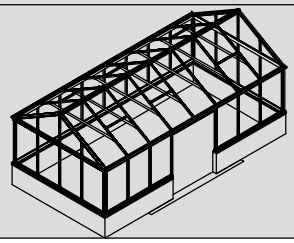

Part	NO.	QTY.					Length(MM)
		3111	3112	3113	3114	3115	
	730×1262	6	6	8	8	10	1262
	354×1262	0	2	0	2	0	1262

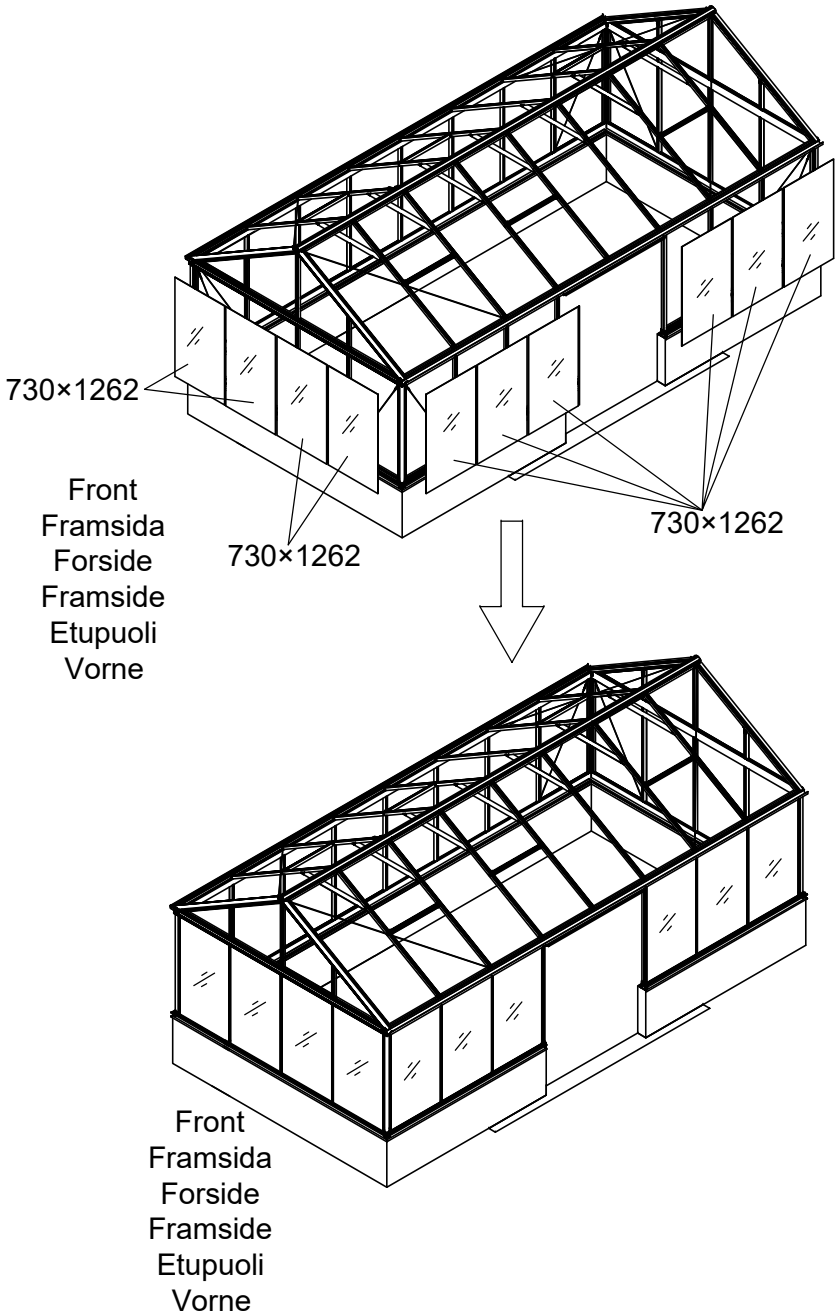

3111	3112	3113	3114	3115
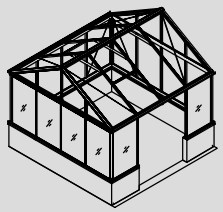	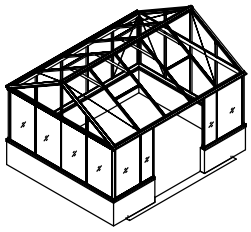	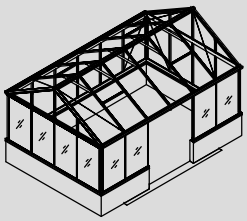	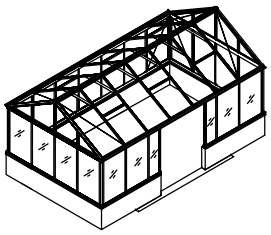	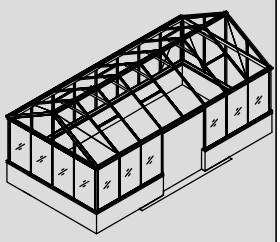

Part	NO.	QTY.					Length(MM)
		3111	3112	3113	3114	3115	
	730×1262	8	9	10	11	12	1262

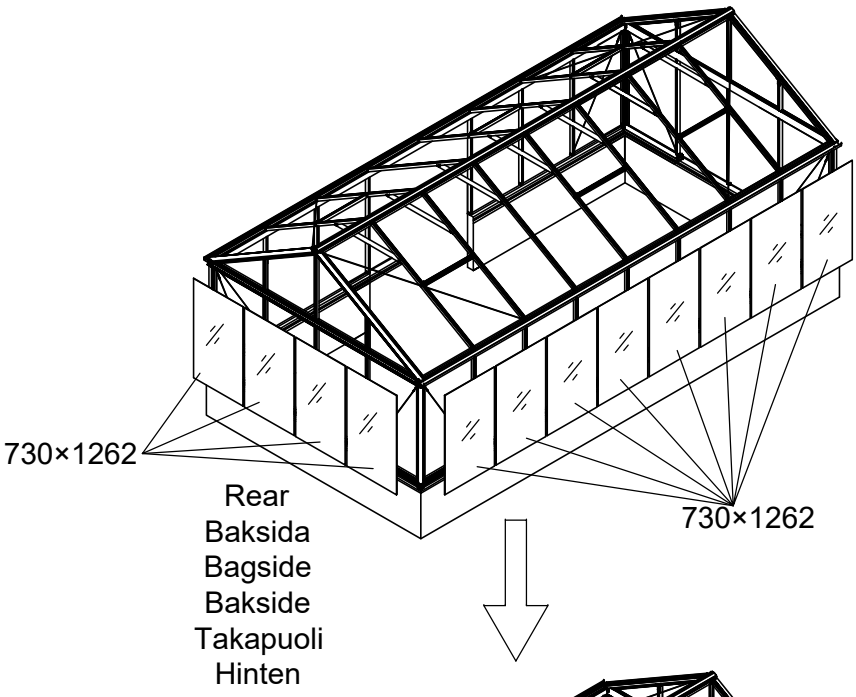

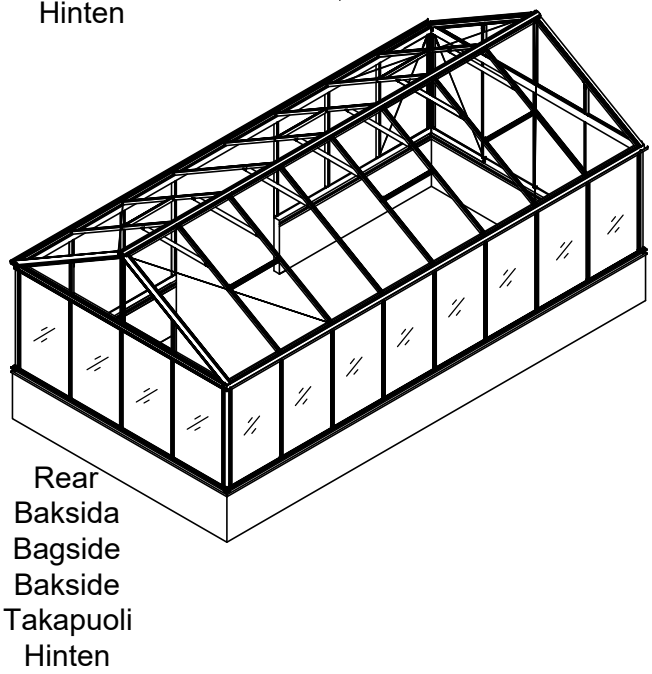

3111	3112	3113	3114	3115
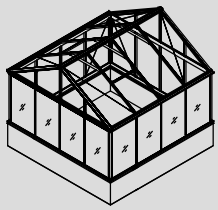	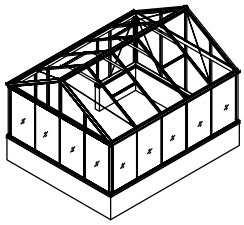	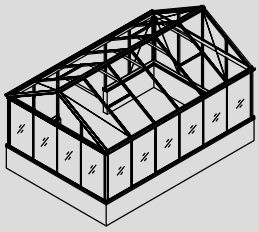	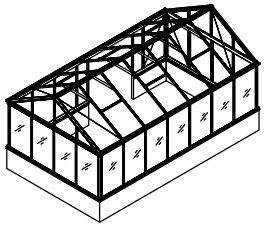	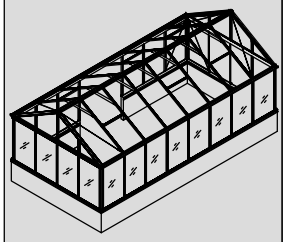

Part	Product	NO.	Length(MM)	QTY.	CTN NO.	Code
	3111	40A-Y15-R	842	1	3043PA-S-4	A012
	3112	50A-Y15-R	1218	1	3043PA-S-5	
	3113	40A-S15-6R	1593	1	3043PA-S-6	
	3114	40A-S15-7R	1969	1	3043PA-S-7	
	3115	40A-S15-8R	2344	1	3043PA-S-8	
	3111	40A-Y15-L	842	1	3043PA-S-4	A013
	3112	50A-Y15-L	1218	1	3043PA-S-5	
	3113	40A-S15-6L	1593	1	3043PA-S-6	
	3114	40A-S15-7L	1969	1	3043PA-S-7	
	3115	40A-S15-8L	2344	1	3043PA-S-8	

Part	NO.	Length(MM)	QTY.	CTN NO.
	40X-Y15-5	3900	2	3043PA-S-5G

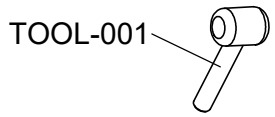

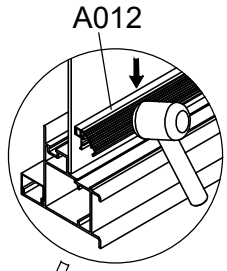

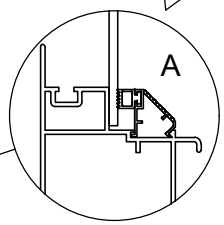

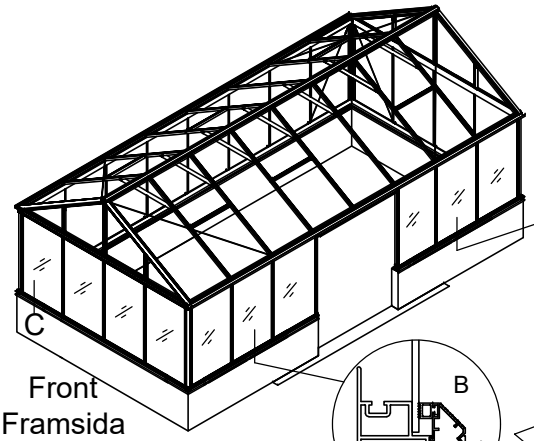

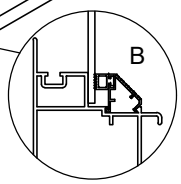

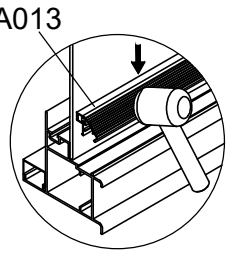

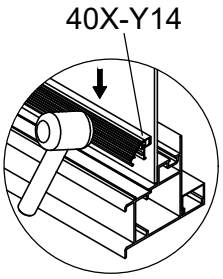

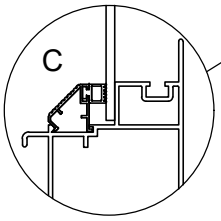

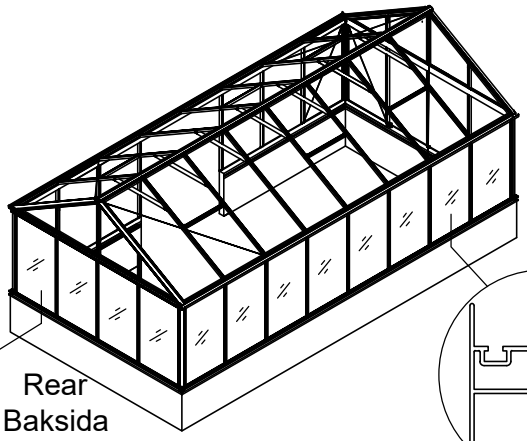

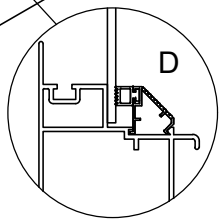

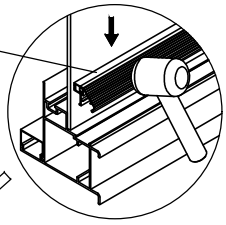

Part	NO.	QTY.					Length(MM)	CTN NO.
		3111	3112	3113	3114	3115		
	40A-Y01	10	9	10	11	12	1235	
	40A-Y02	1	1	1	1	1	1235	
	40A-Y01	0	1	0	1	0	1235	3043P-S-Y30

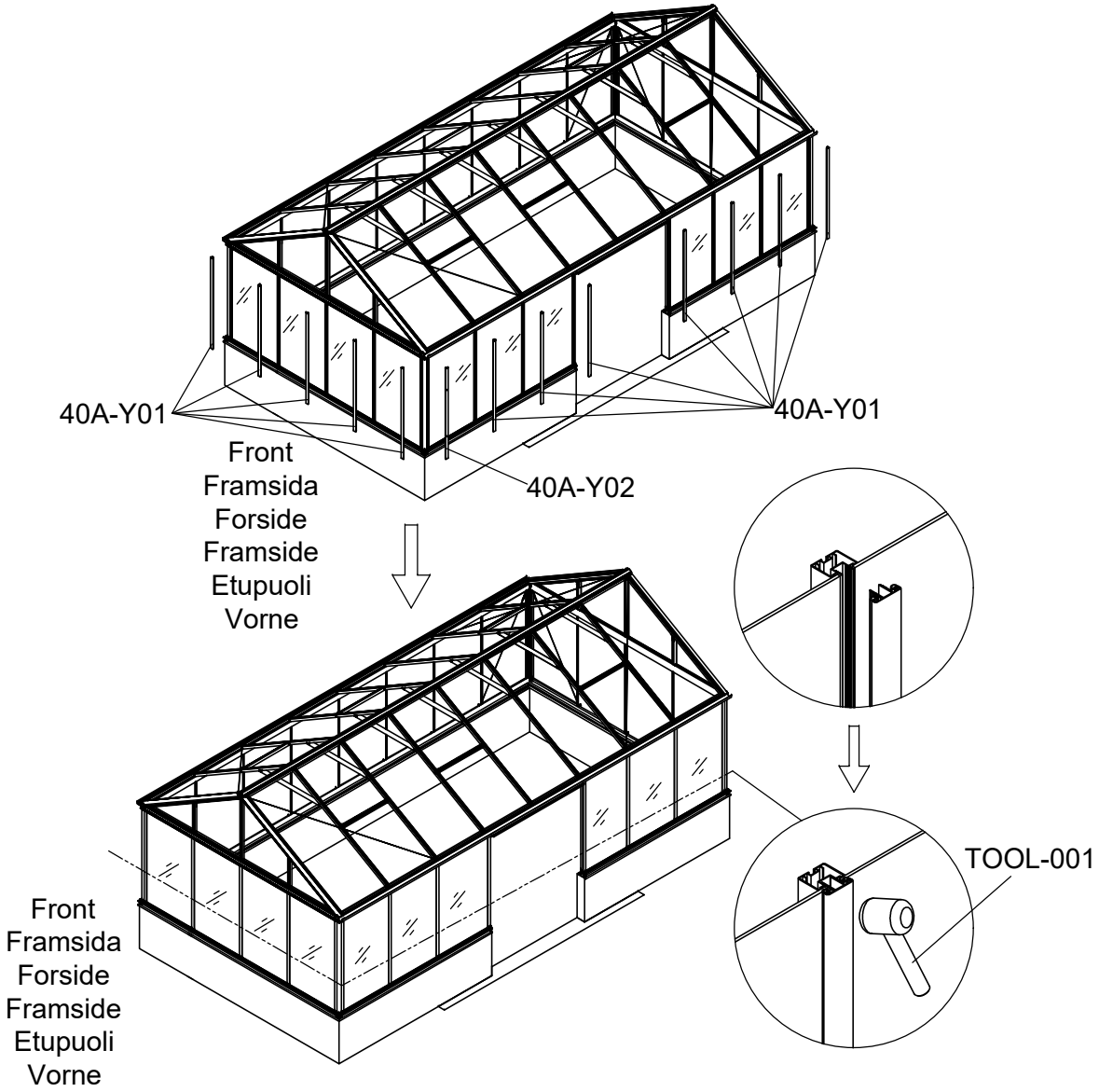

3111	3112	3113	3114	3115
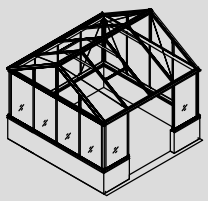	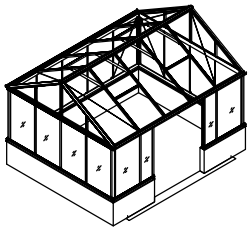	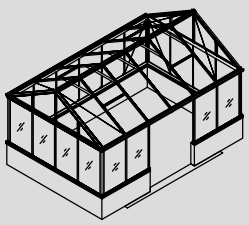	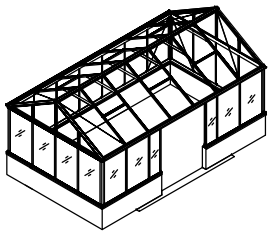	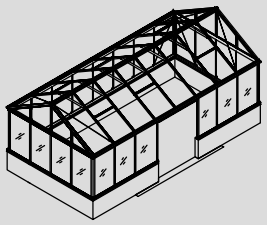

Part	NO.	QTY.					Length(MM)
		3111	3112	3113	3114	3115	
	40A-Y01	9	10	11	12	13	1235
	40A-Y02	1	1	1	1	1	1235

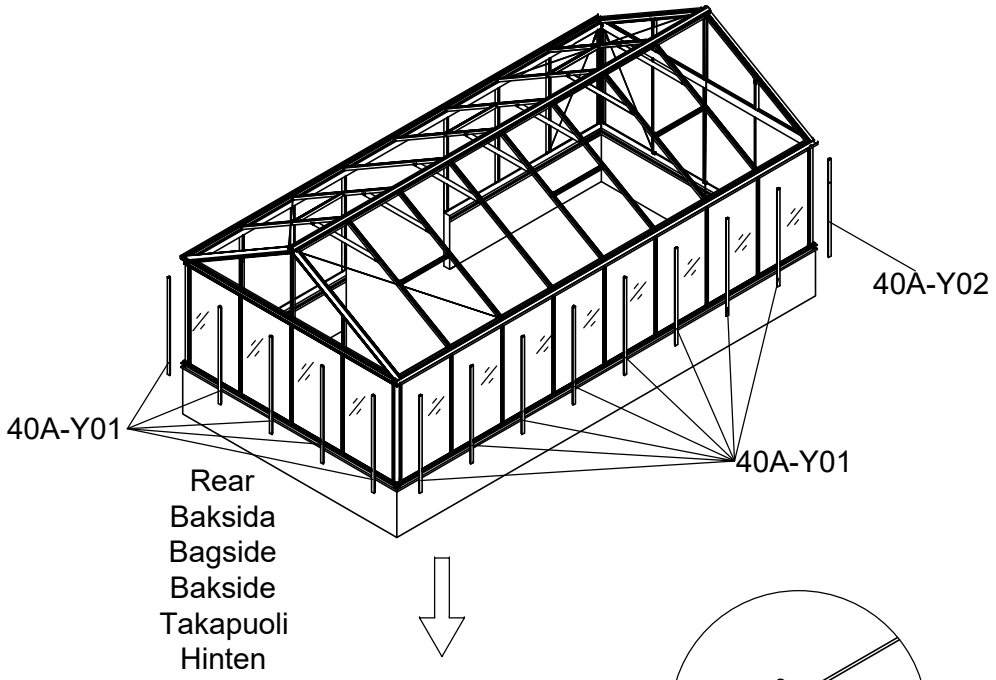

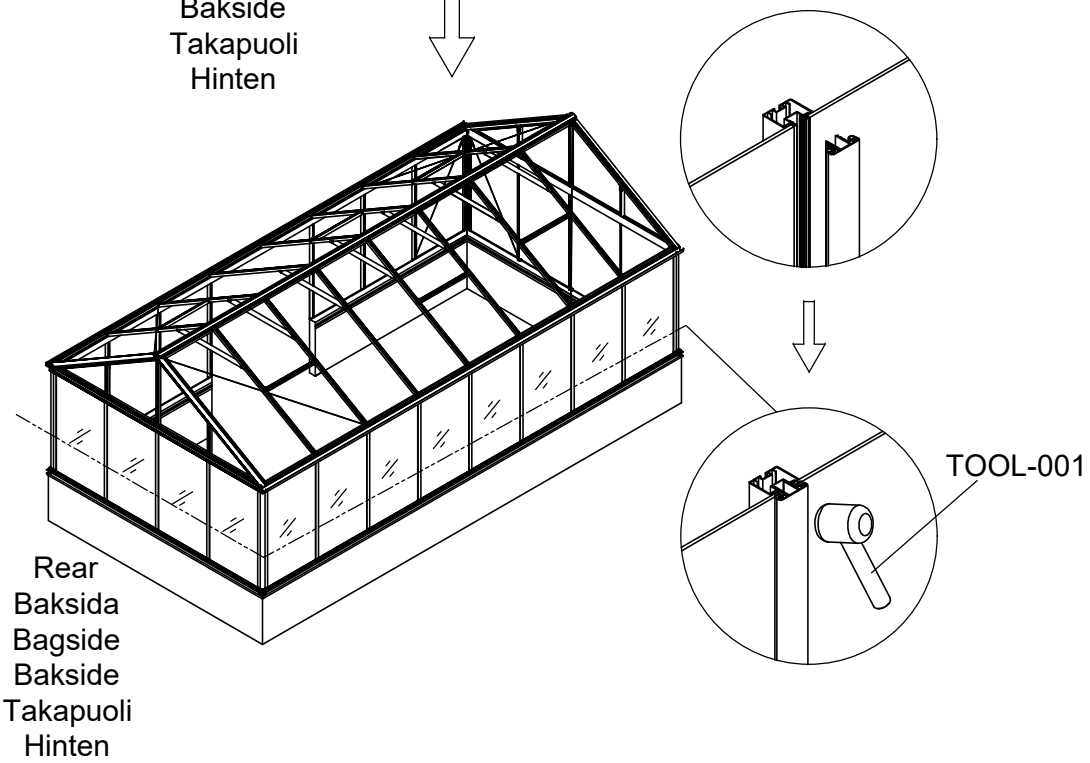

3111	3112	3113	3114	3115
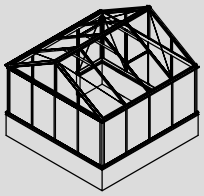	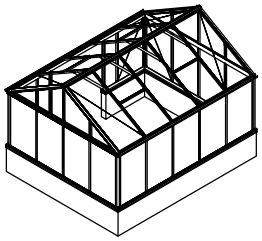	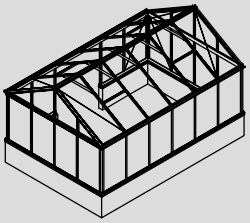	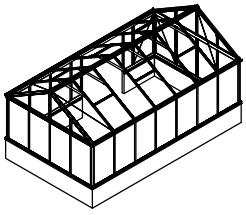	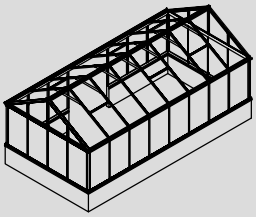

Part	NO.	QTY.					Length(MM)
		3111	3112	3113	3114	3115	
	7C26-007N	11M	12.5M	14M	15.5M	17.5M	

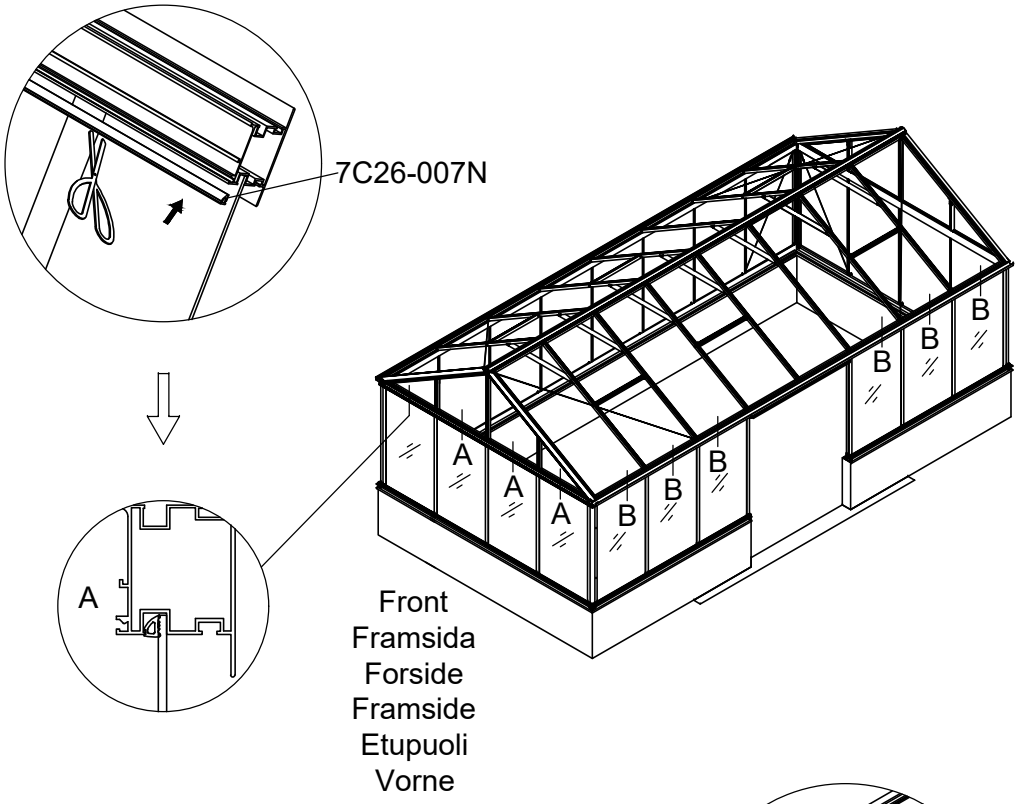

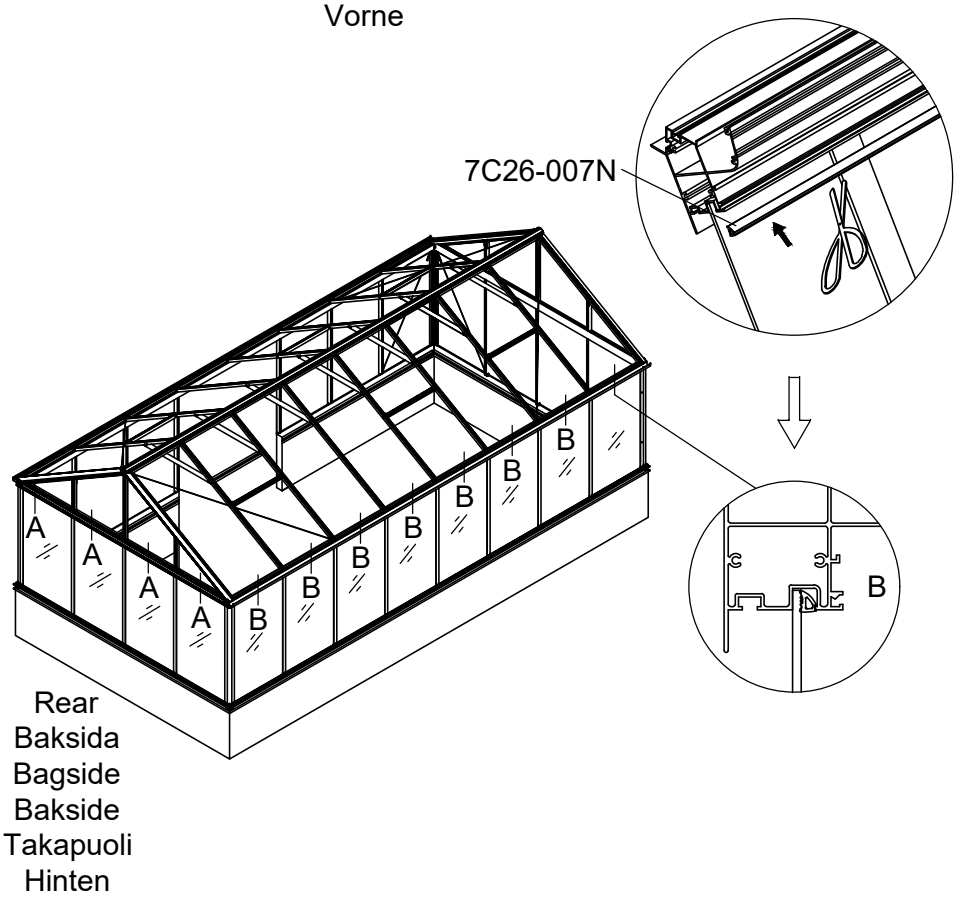

Part	NO.	QTY.	Length(MM)
	700×421	2	700
	730×852	2	852

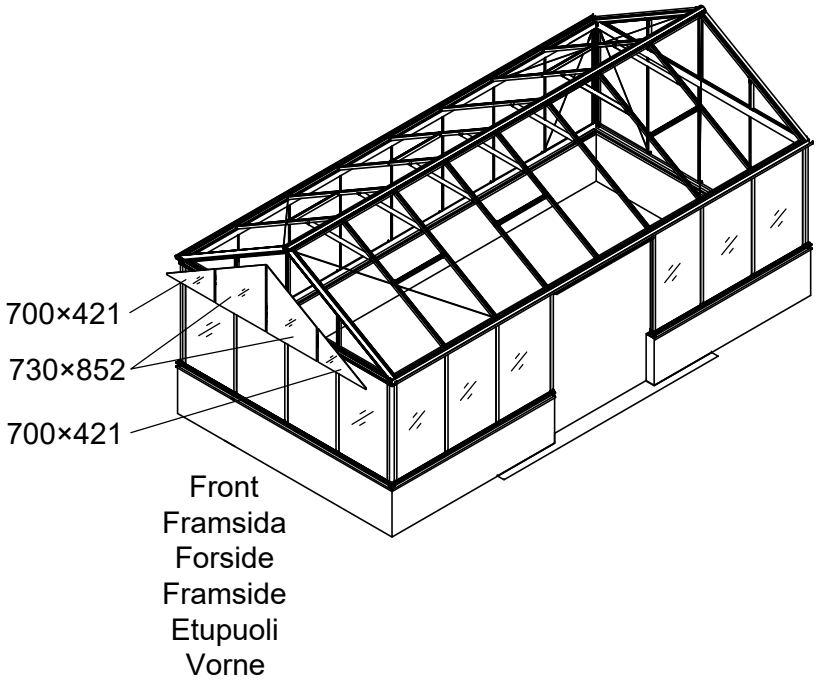

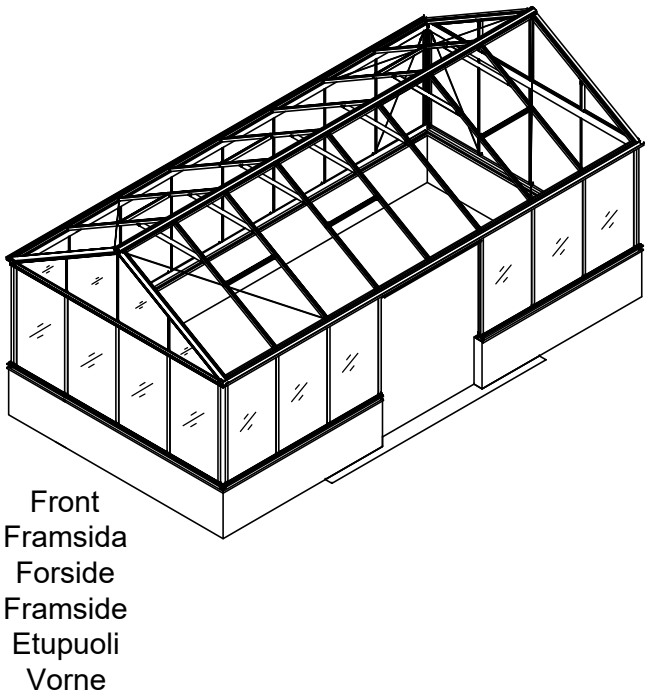

Part	NO.	QTY.	Length(MM)
	40X-Y03	1	859
	40X-Y04R	1	418
	40X-Y04L	1	418
	40X-Y05R	1	1715
	40X-Y05L	1	1715

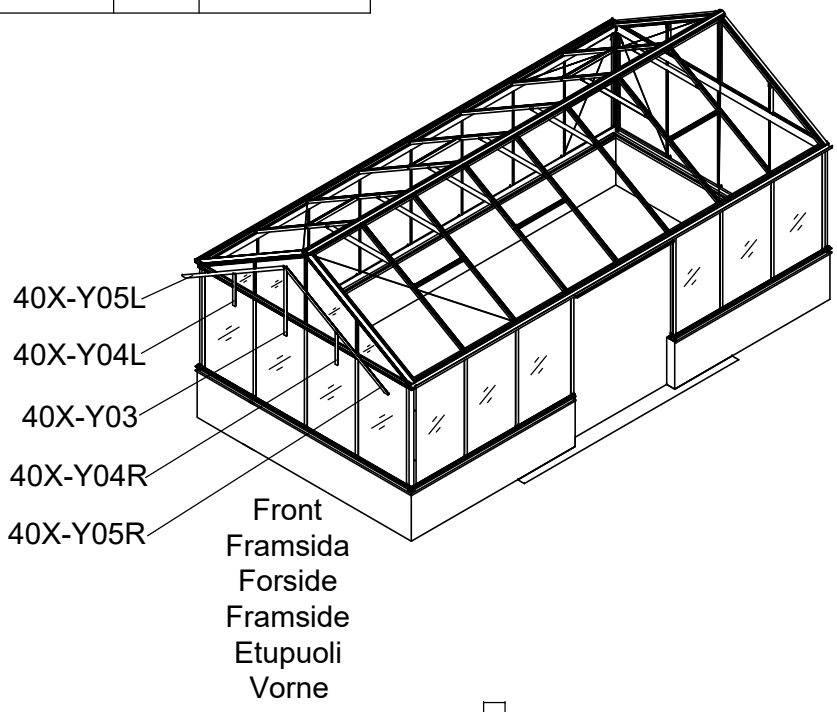

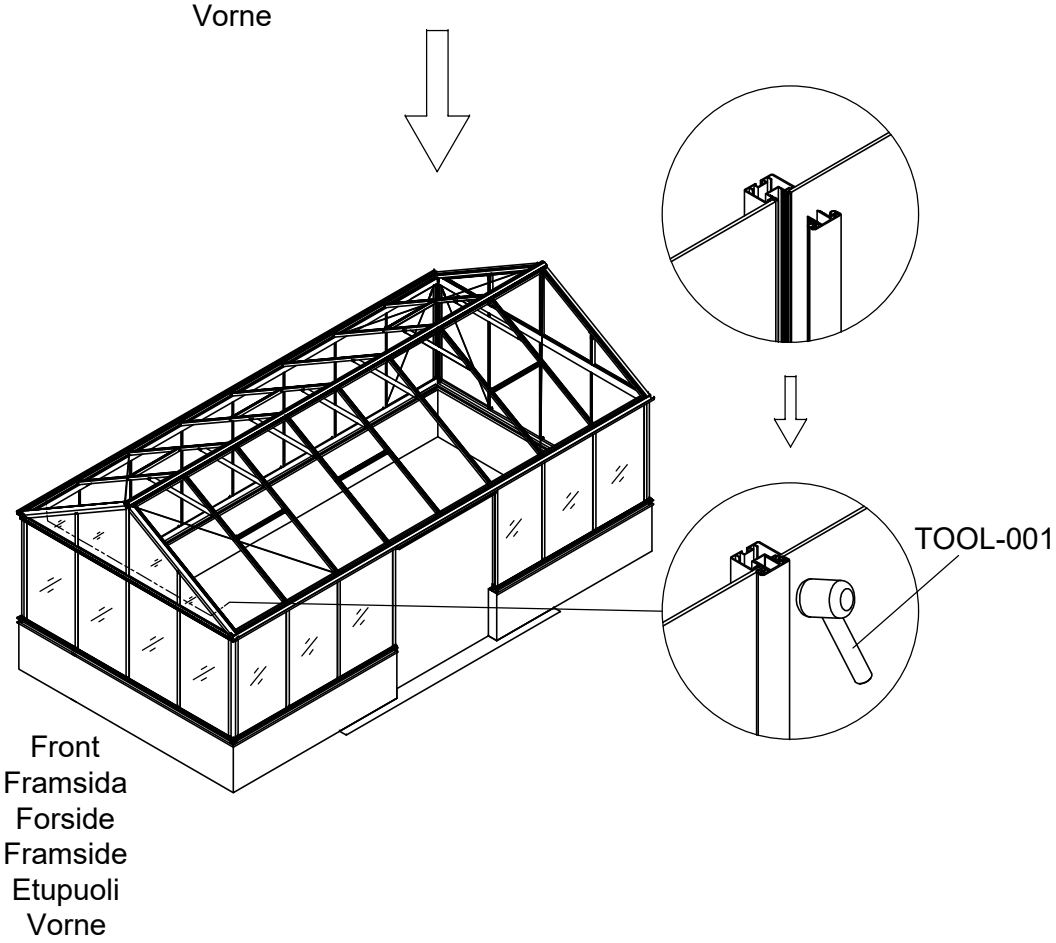

Part	NO.	QTY.	Length(MM)
	700×421	2	700
	730×852	2	852

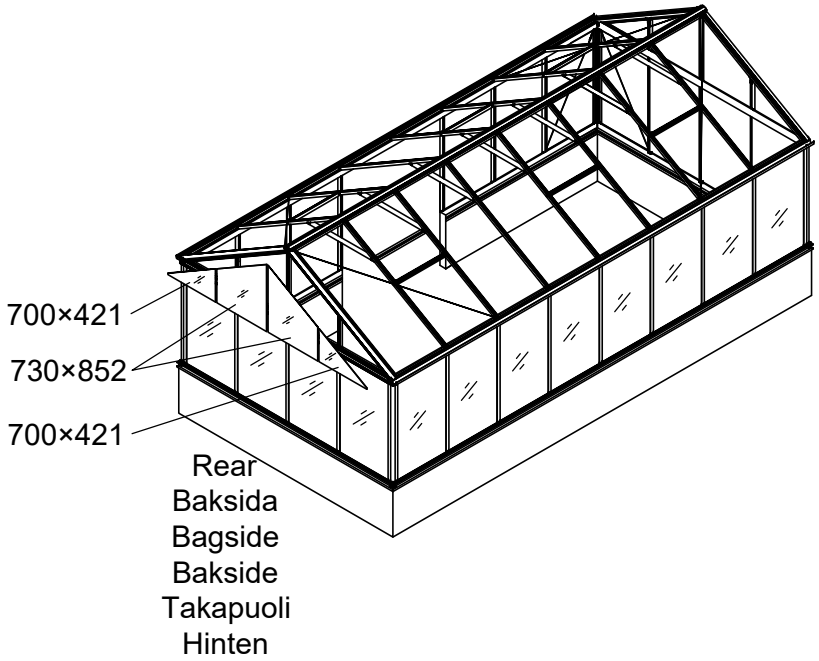

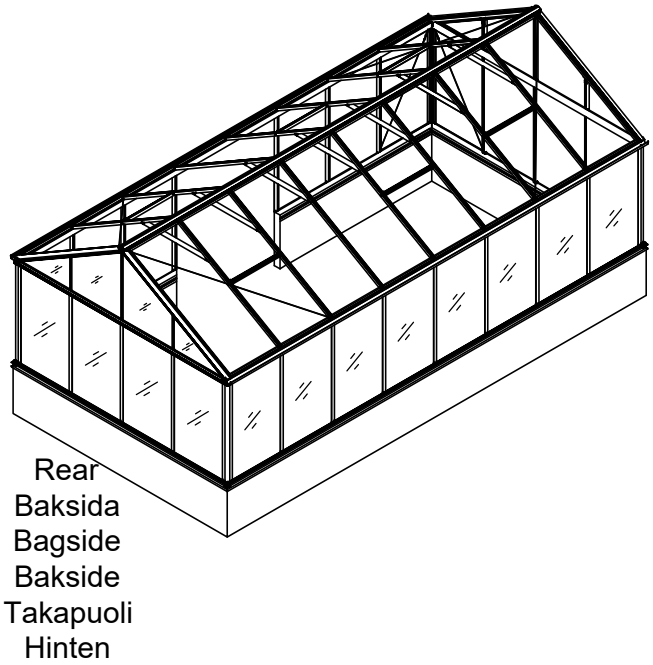

Part	NO.	QTY.	Length(MM)
	40X-Y03	1	859
	40X-Y04R	1	418
	40X-Y04L	1	418
	40X-Y05R	1	1715
	40X-Y05L	1	1715

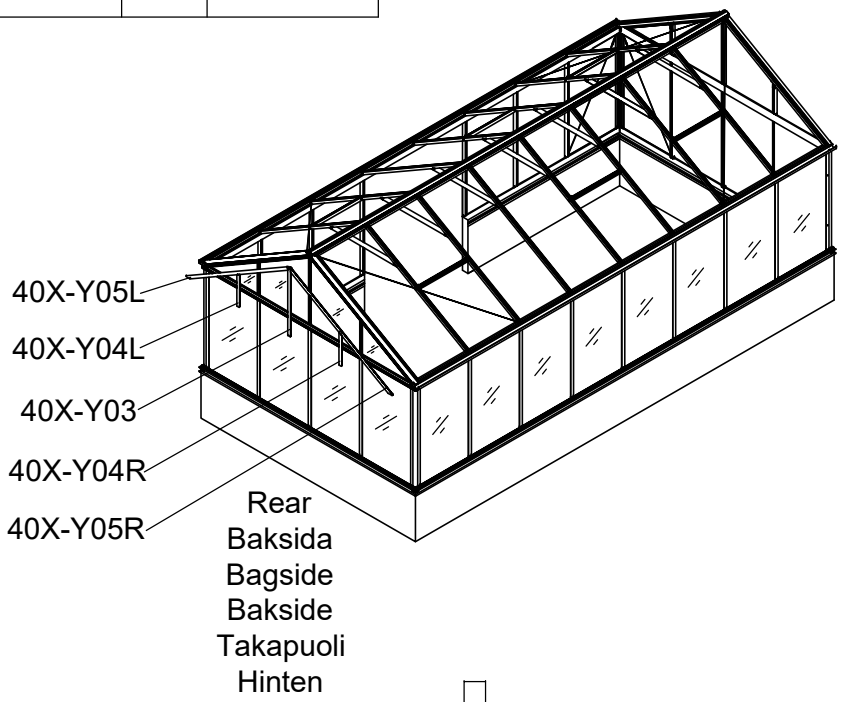

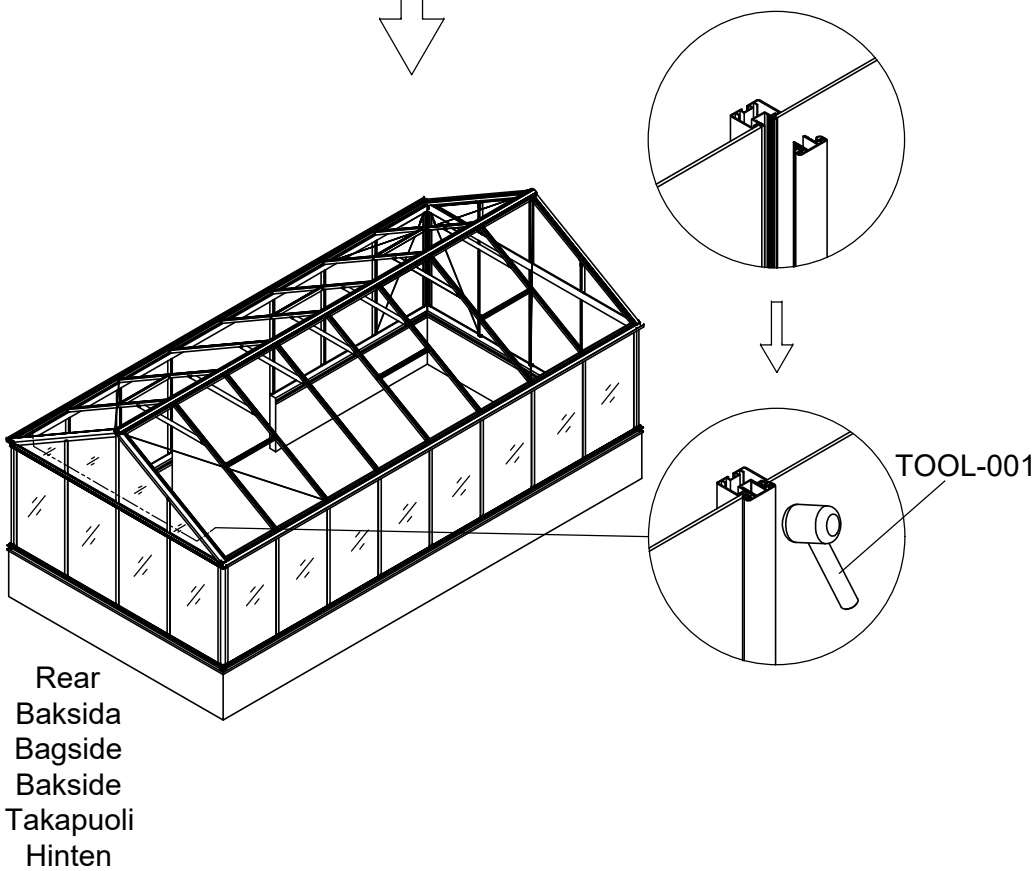

Part	NO.	QTY.				Length(MM)
		3112	3113	3114	3115	
	730×1764	6	8	8	10	1764
	730×887	4	4	6	6	887

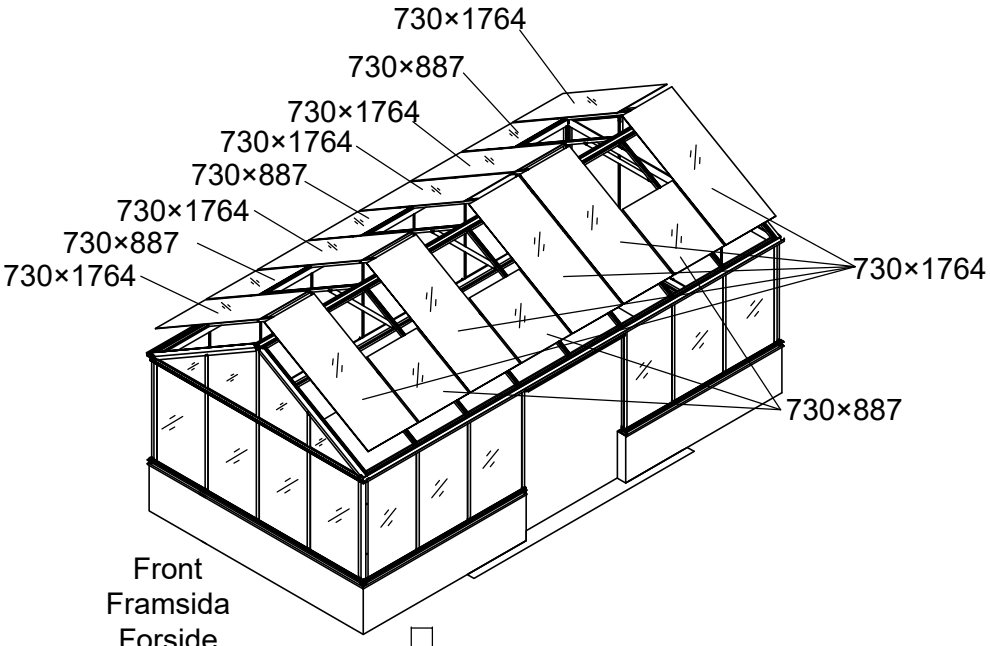

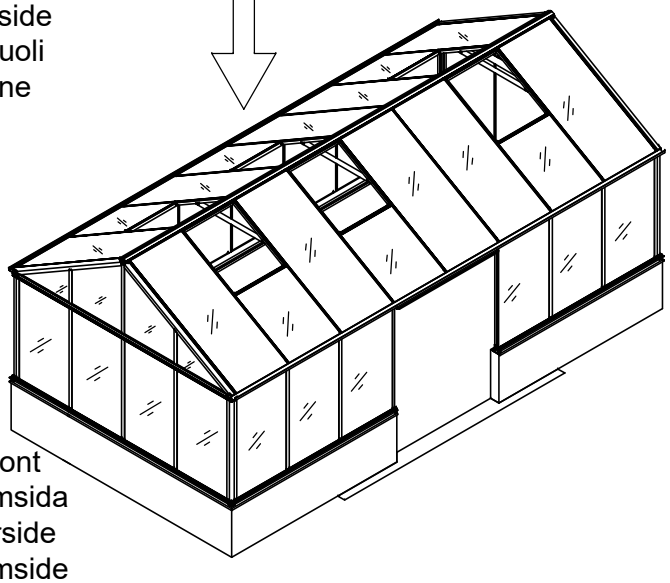

3111	3112	3113	3114	3115
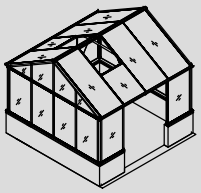	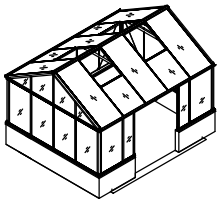	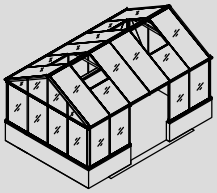	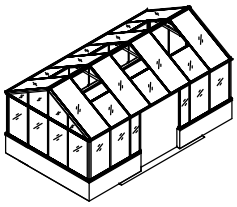	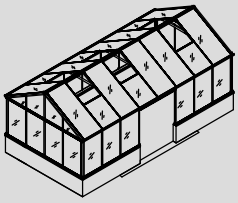

Part	NO.	QTY.					Length(MM)
		3111	3112	3113	3114	3115	
	40X-Y06	10	12	14	16	18	1756
	40X-Y07	2	4	4	6	6	712

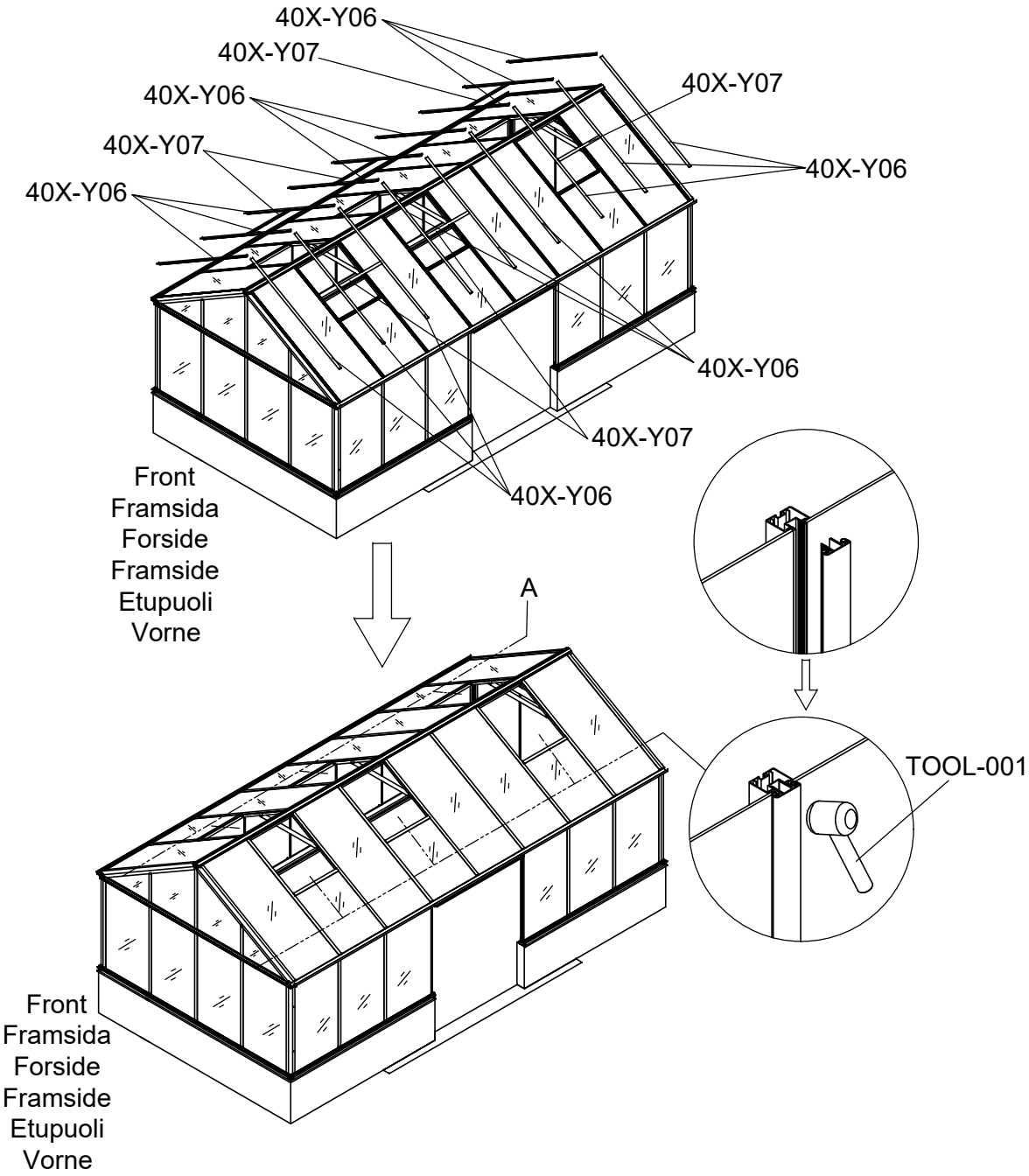

3111	3112	3113	3114	3115
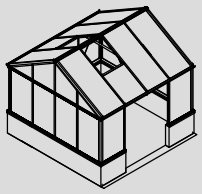	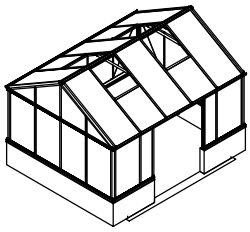	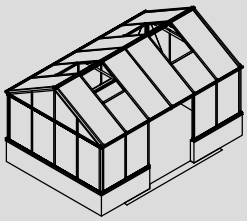	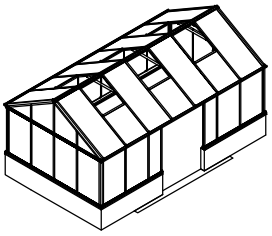	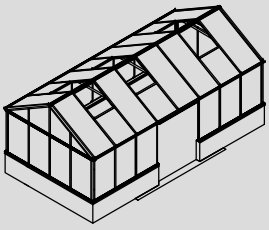

Part	NO.	QTY.					Length(MM)
		3111	3112	3113	3114	3115	
	7C26-009A	5M	5M	6.5M	6.5M	8M	
	7C26-007N	6M	6M	7.5M	6M	6M	

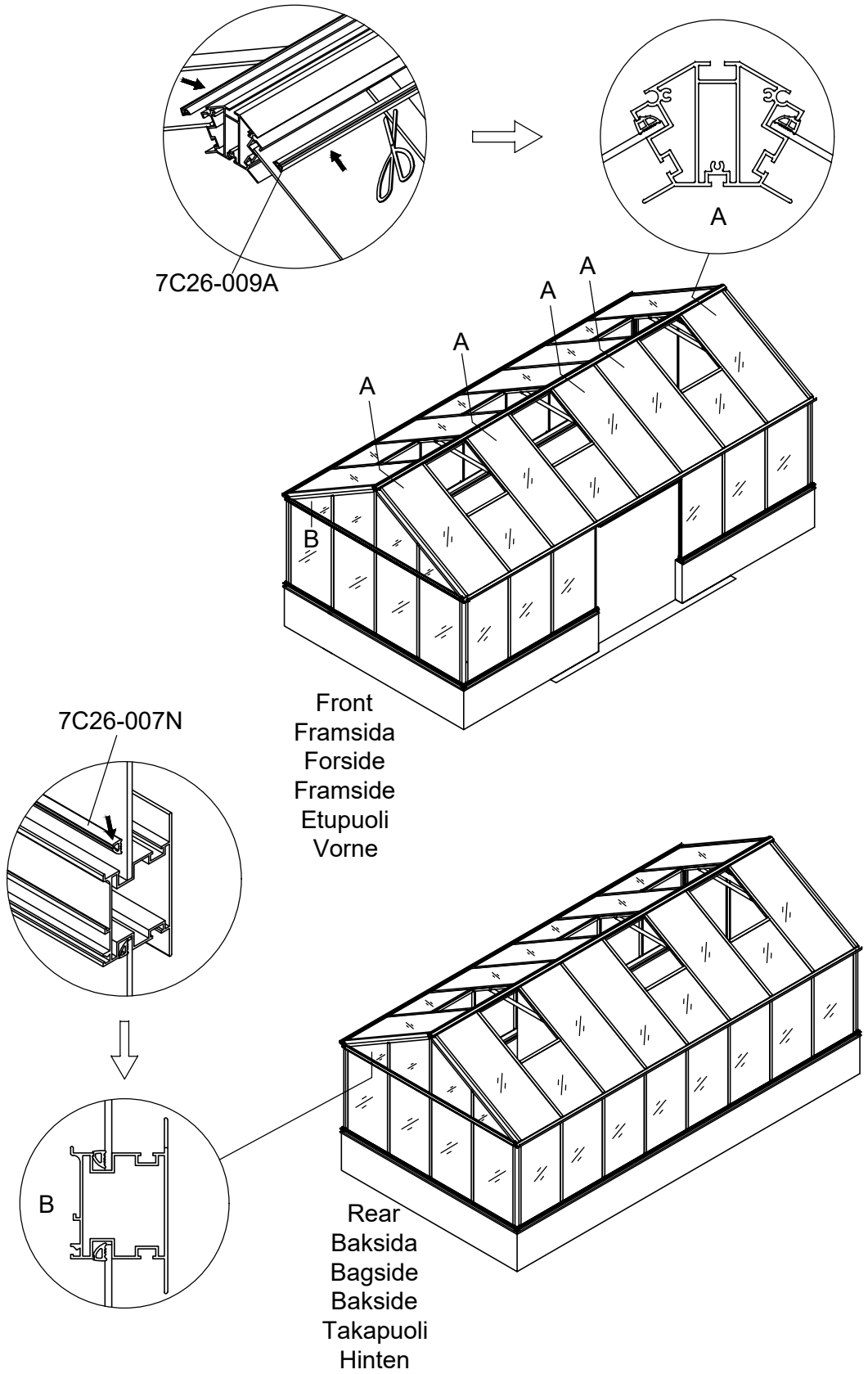

Part	Product	NO.	Length(MM)	QTY.	CTN NO.	Code
	3111	40X-Y62-4A	3132	1	3043P-S-BASE4	A007
	3112	40X-Y62-5A	3883	1	3043P-S-BASE5	
	3113	40X-Y62-6A	4634	1	3043P-S-BASE6	
	3114	40X-Y62-7A	5385	1	3043P-S-BASE7	
	3115	40X-Y62-8A	6136	1	3043P-S-BASE8	
	3112	40X-Y62-5B	430	2	3043PA-S-5	A014
	3113	40X-Y62-6B	806	2	3043PA-S-6	
	3114	40X-Y62-7B	1181	2	3043PA-S-7	
	3115	40X-Y62-8B	1557	2	3043PA-S-8	

Part	NO.	Length(MM)	QTY.	CTN NO.
	40X-Y60-AN	3023	2	3043PA-S-4G

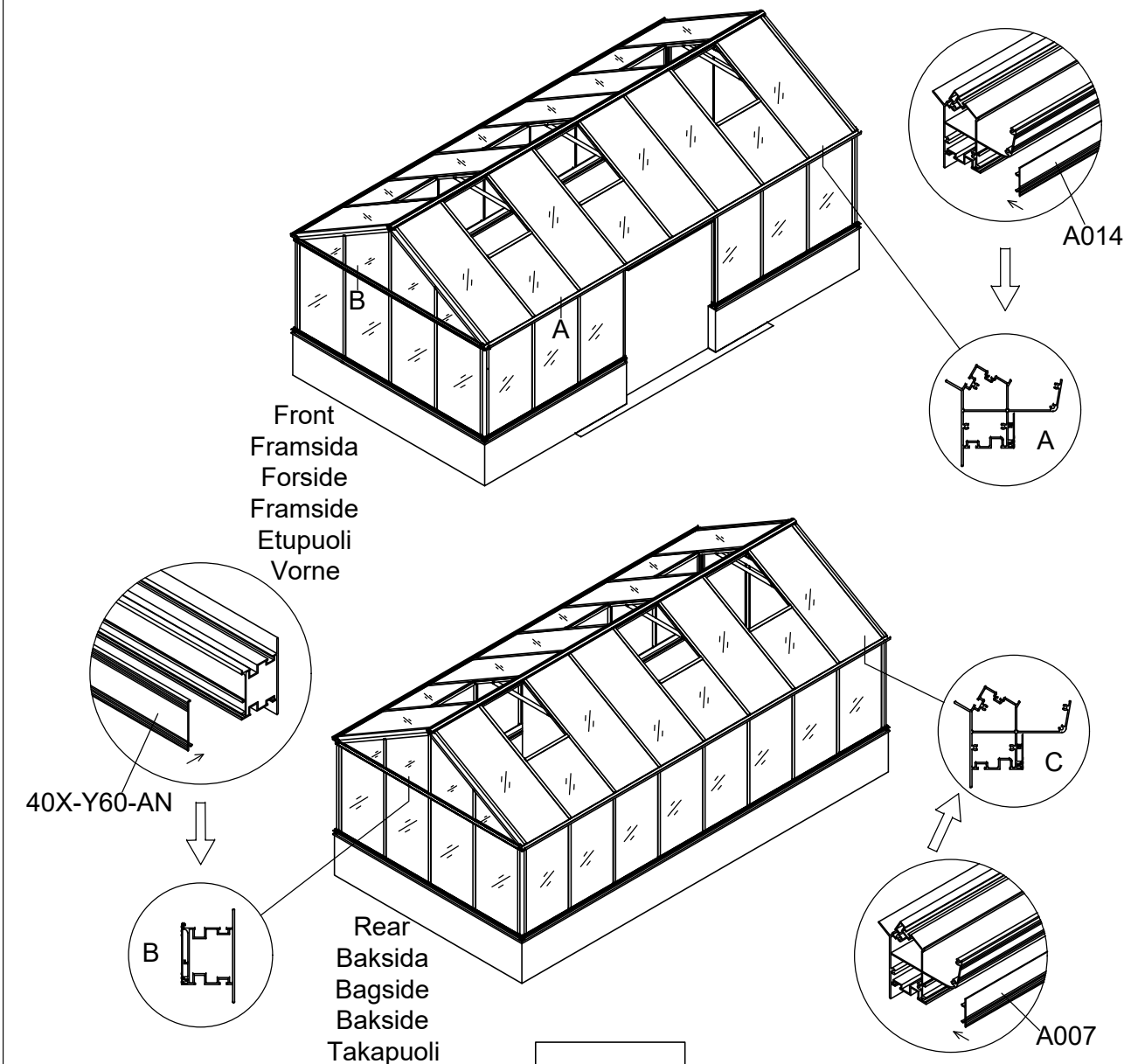

Part	NO.	QTY.	Length(MM)
	40A-Y90	2	1866
	40A-Y91R	1	1866
	40A-Y91L	1	1866
	40A-Y92R	1	769
	40A-Y92L	1	769
	40A-Y93	2	769
	W03	8	30
	W04	16	PCS

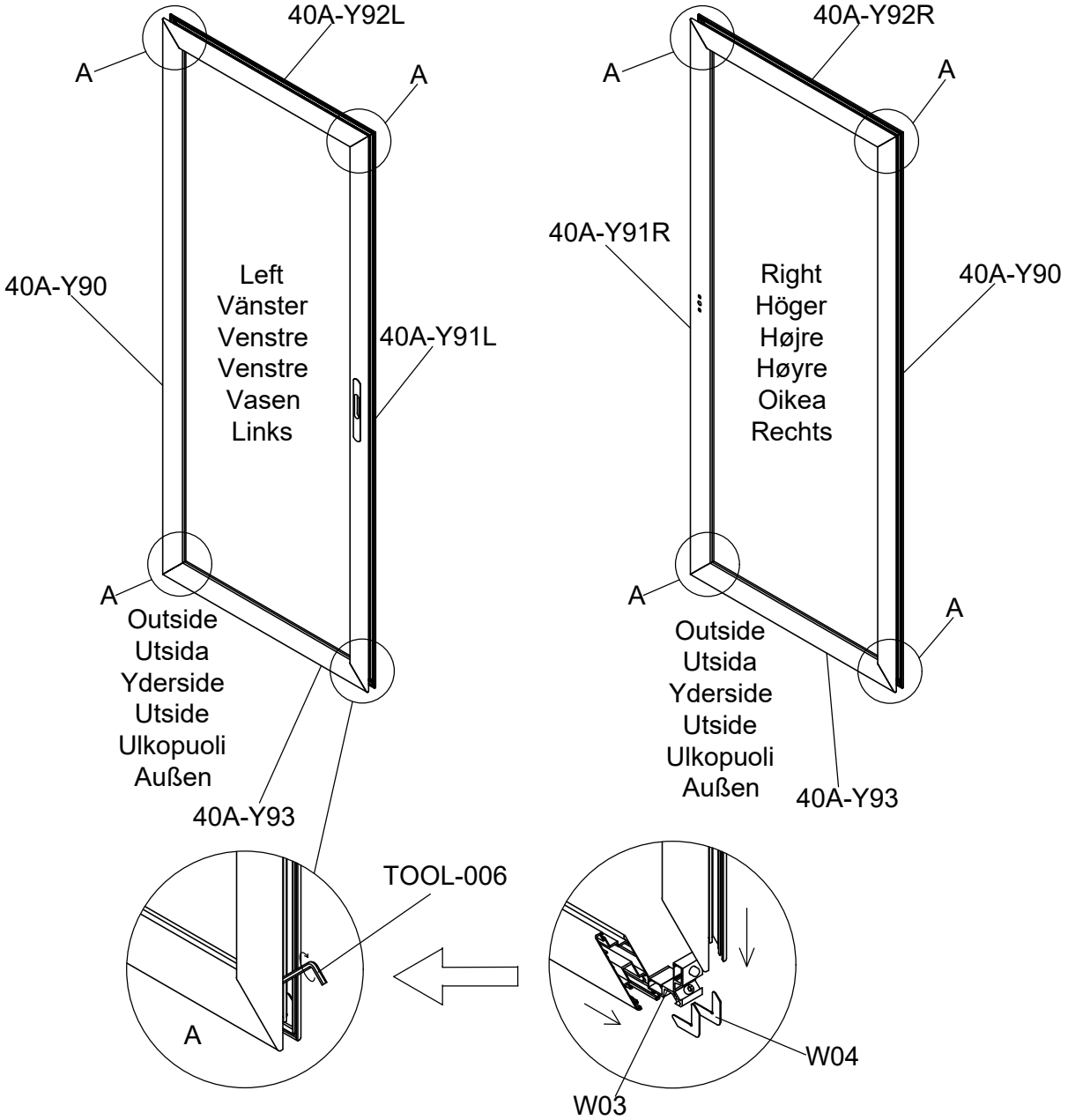

Part	NO.	QTY.	Length(MM)
	659×1756	1	1756
	40A-Y95	2	1765
	40A-Y96	2	668

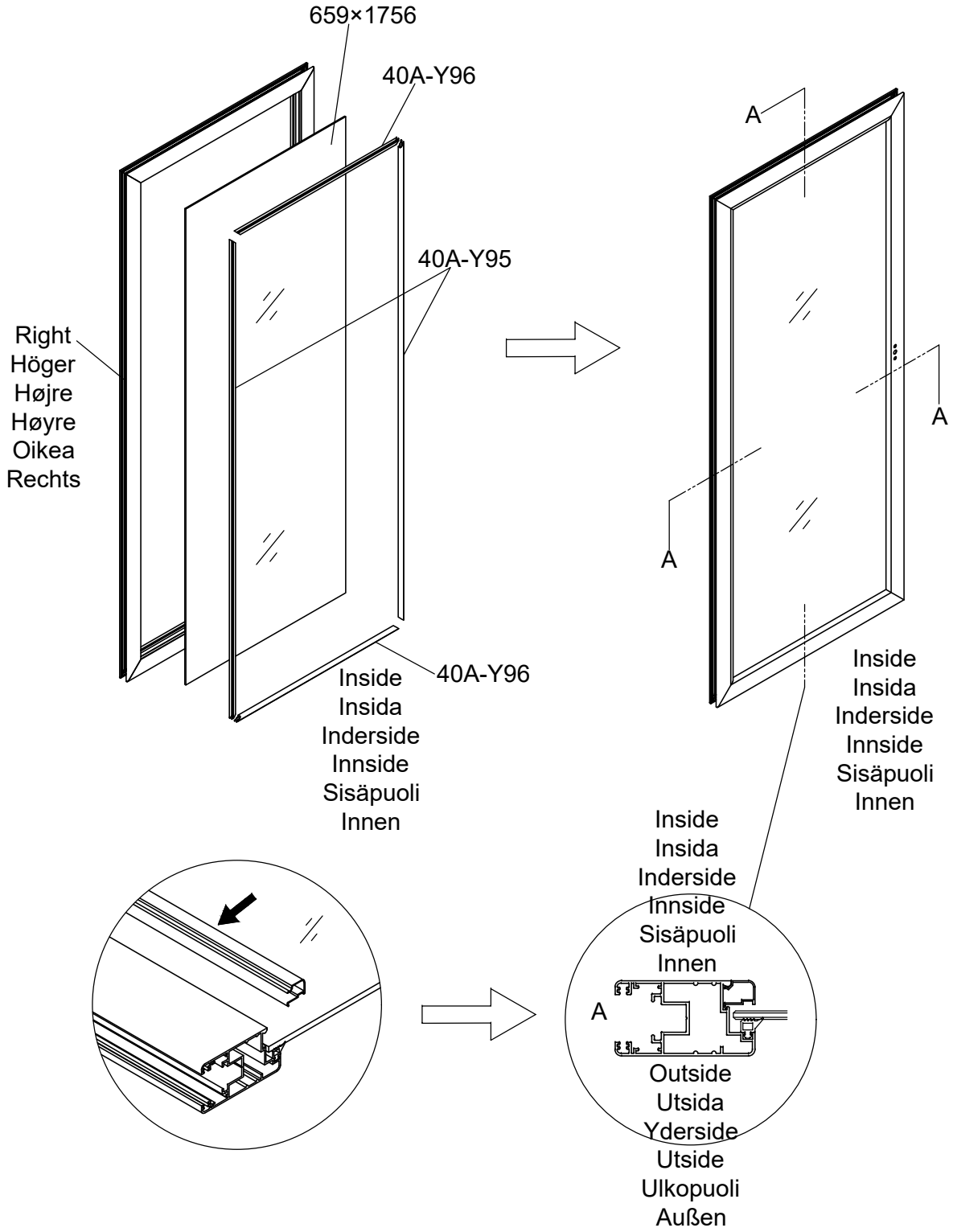

Part	NO.	QTY.	Length(MM)
	659×1756	1	1756
	40A-Y95	2	1765
	40A-Y96	2	668

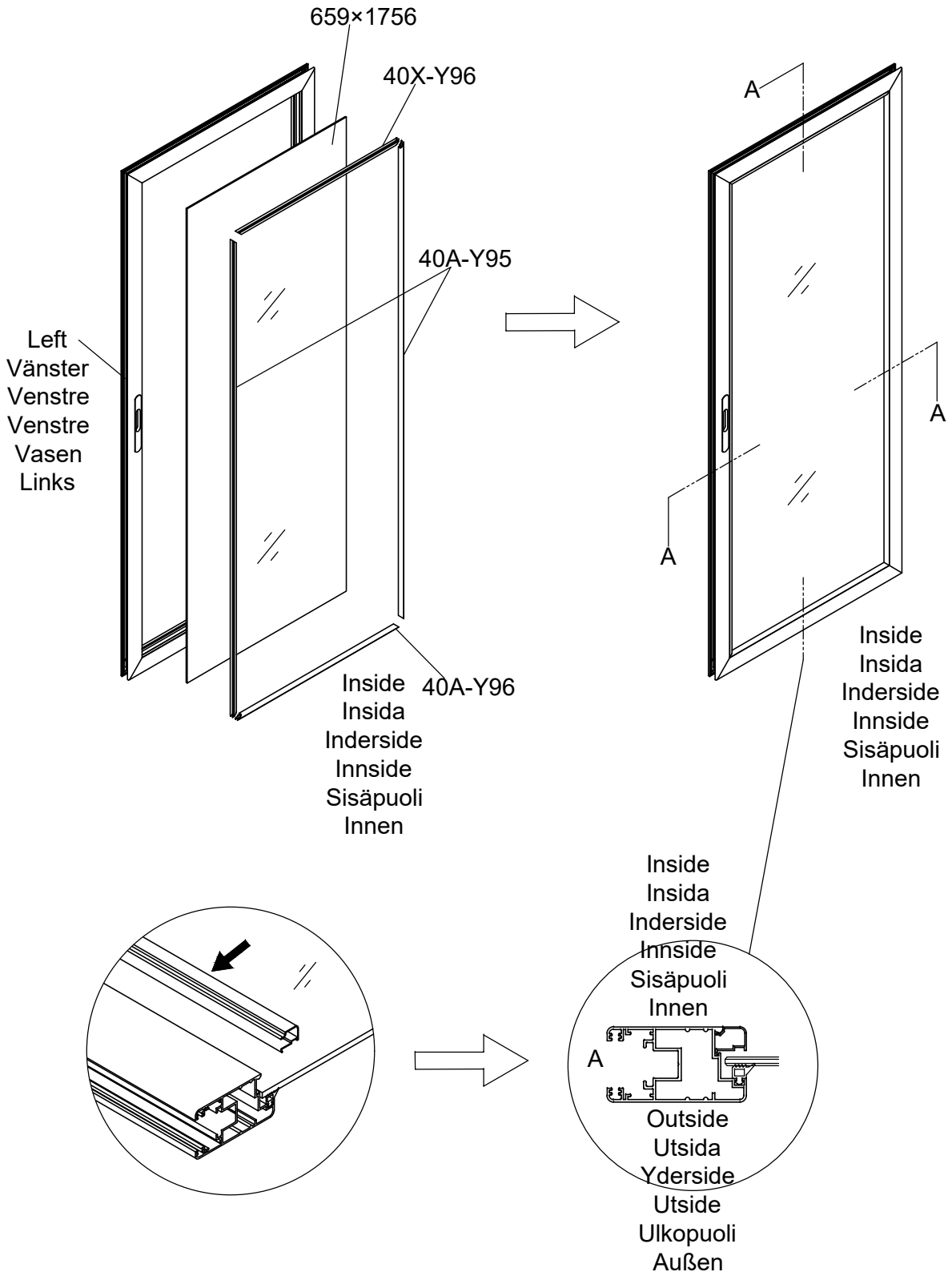

Part	NO.	QTY.	Length(MM)
	MCJT002	11M	

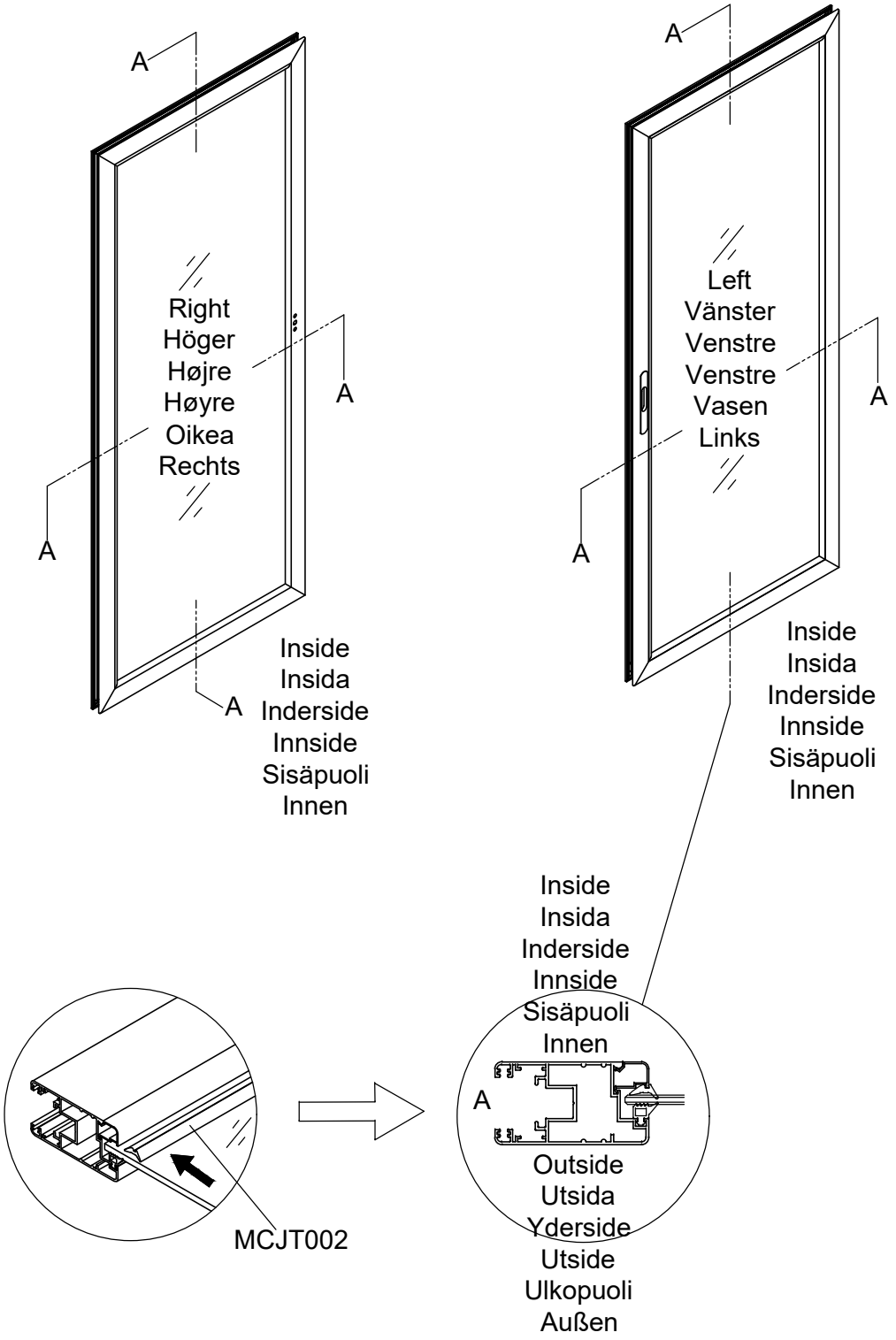

Part	NO.	QTY.	Length(MM)
	40A-Y97R	1	1860
	40A-Y97-A	1	1851
	Z4.2-13	4	PCS

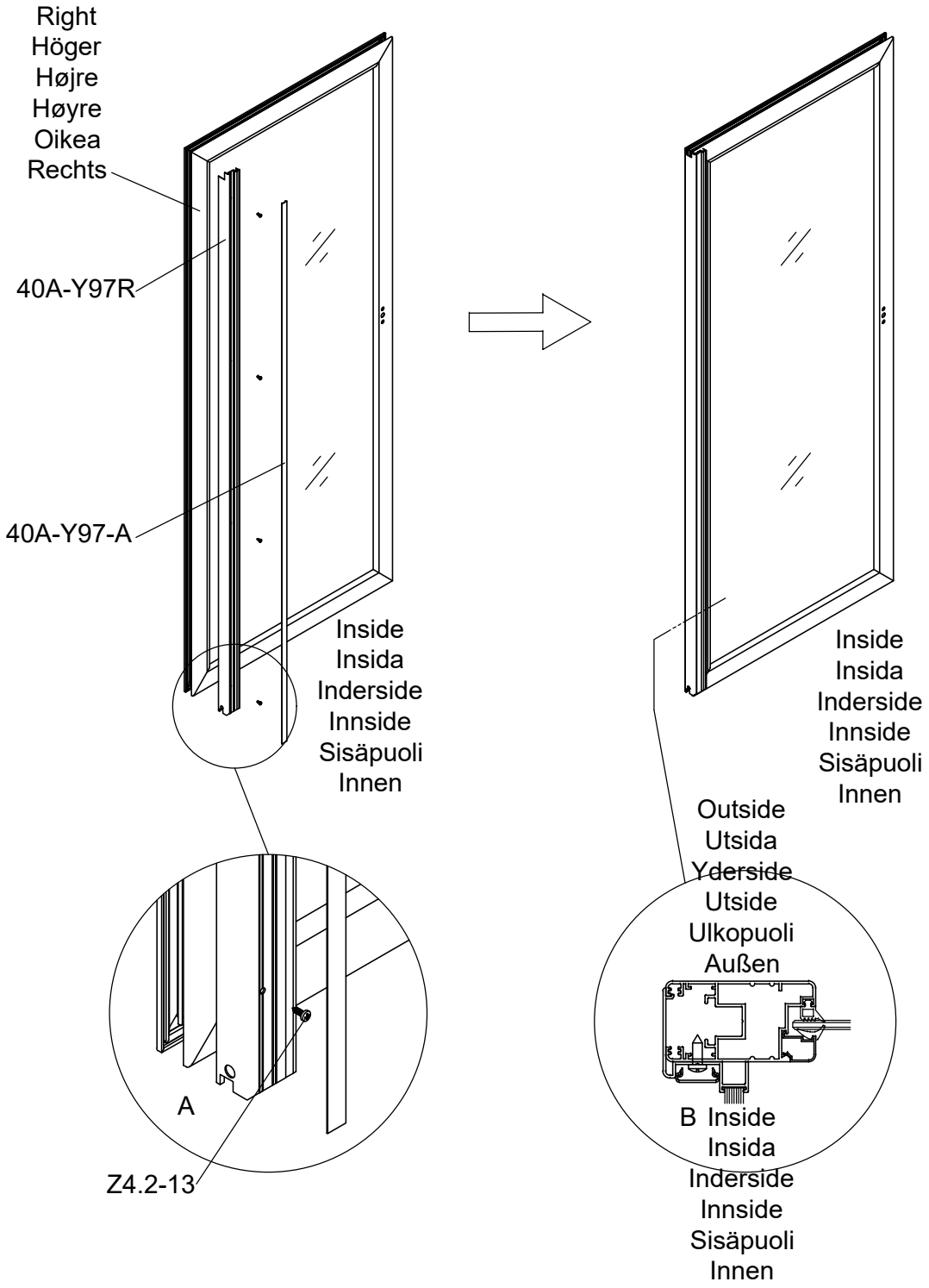

Part	NO.	QTY.	Length(MM)
	40A-Y97L	1	1860
	40A-Y97-A	1	1851
	Z4.2-13	4	PCS

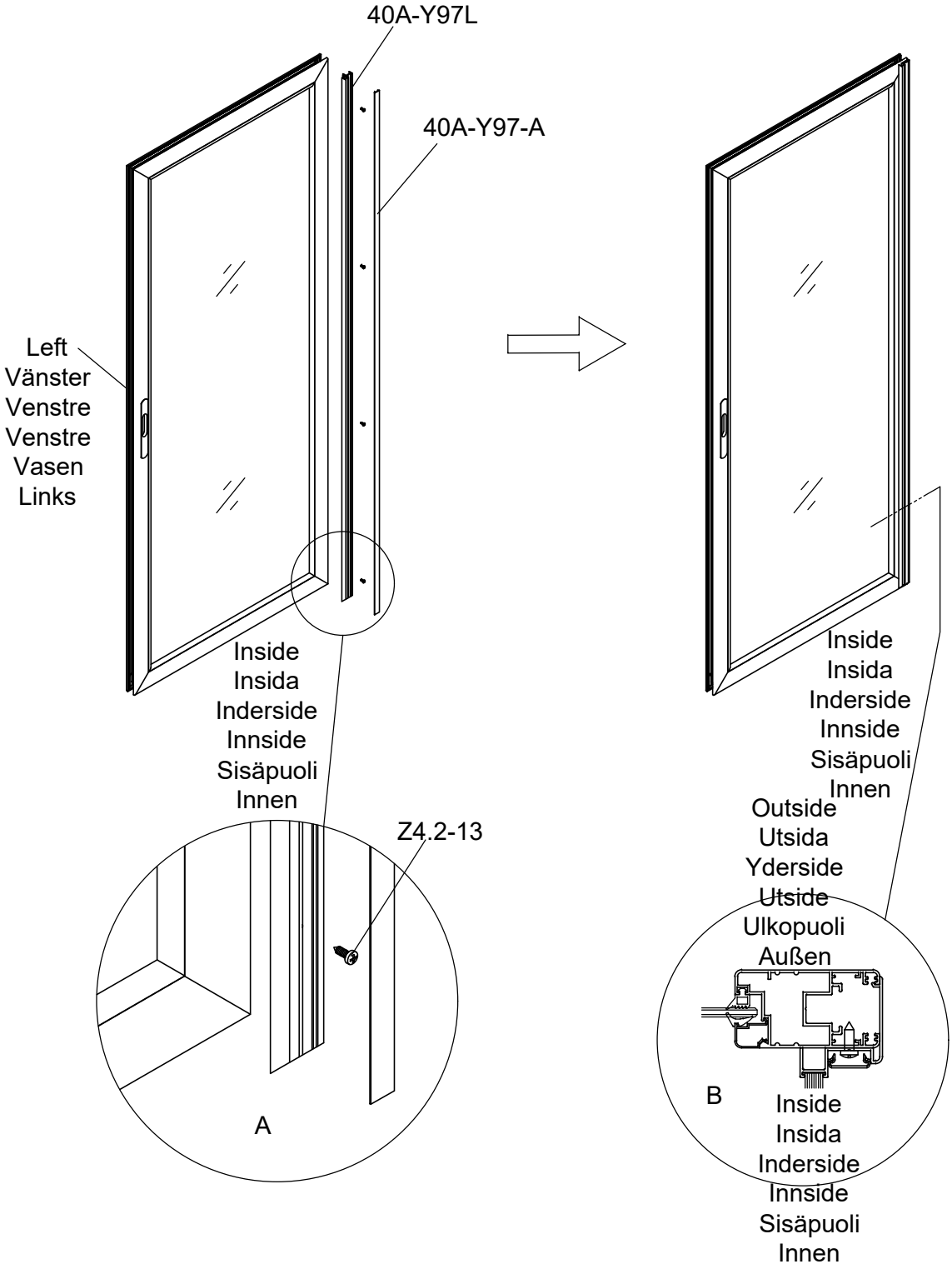

Part	NO.	QTY.	Length(MM)
	40A-Y94	1	1835
	NSST120	1.9M	
	T04	2	PCS
	Z4.2-38	3	PCS
	Z3.5-25	4	PCS

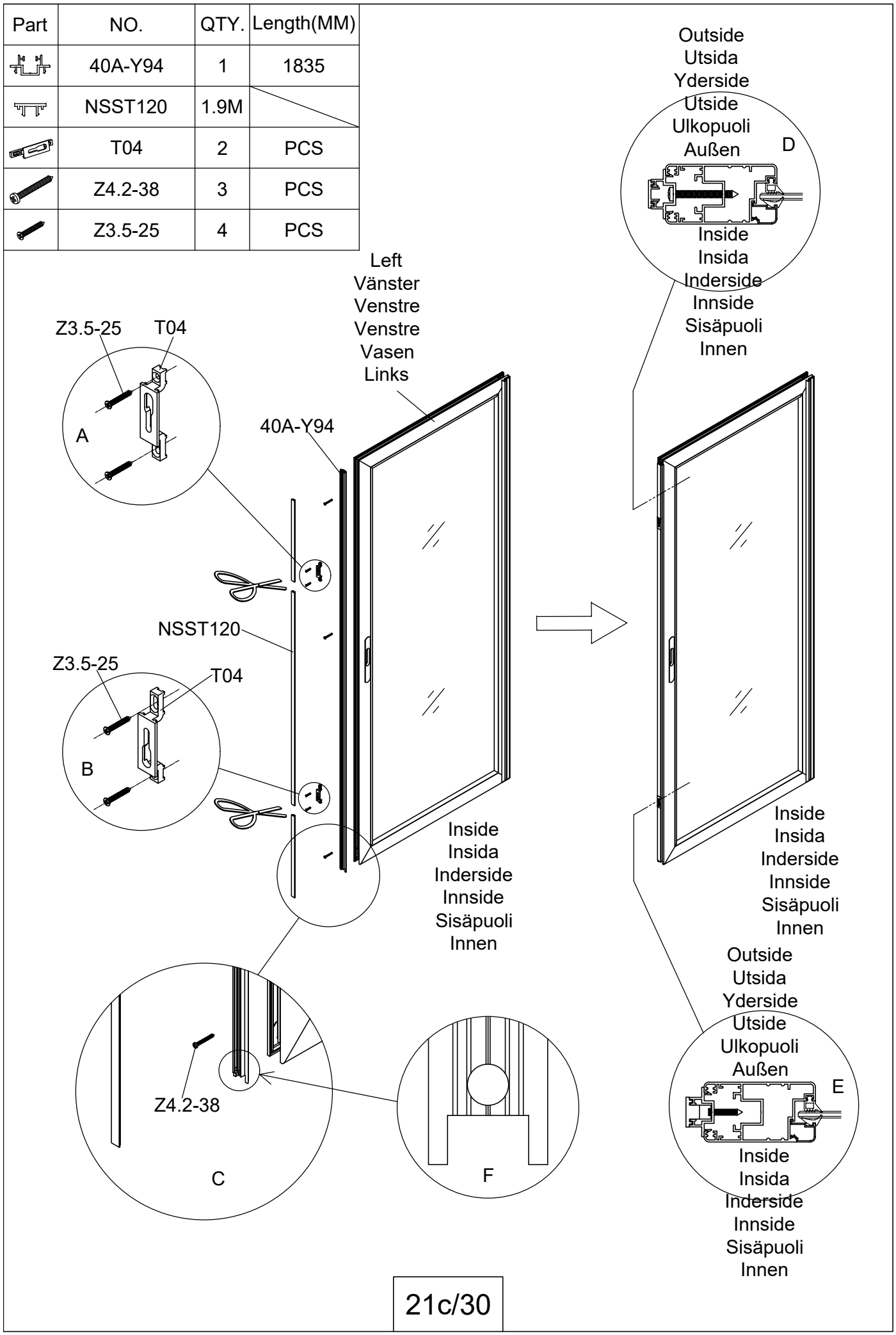

Part	NO.	QTY.	Length(MM)
	40A-Y98-R	1	1910
	40A-Y98-L	1	1910
	M6-35	2	PCS
	Si6-35	6	PCS
	J05	6	PCS

Code	Length(MM)				
	3111	3112	3113	3114	3115
L3	64.5	440	815.5	1191	1566.5

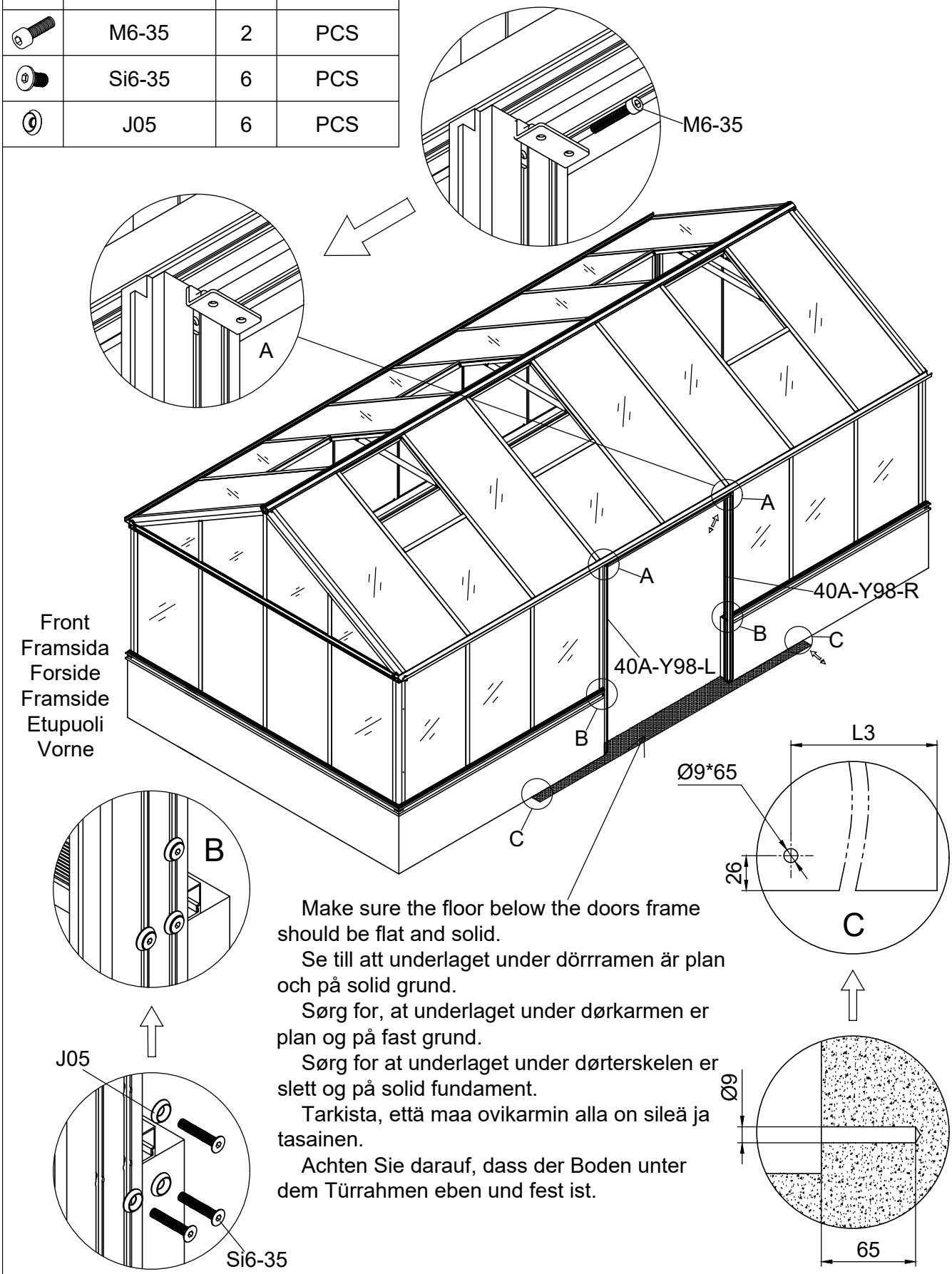

Make sure the floor below the doors frame should be flat and solid.

Se till att underlaget under dörrramen är plan och på solid grund.

Sørg for, at underlaget under dørkarmen er plan og på fast grund.

Sørg for at underlaget under dørterskelen er slett og på solid fundament.

Tarkista, että maa ovikarmin alla on sileä ja tasainen.

Achten Sie darauf, dass der Boden unter dem Türrahmen eben und fest ist.

Part	NO.	QTY.	Length(MM)
	40A-Y99	1	1424
	40A-Y100	1	1424
	Si6-16	10	PCS
	J05	10	PCS
	PS6-60	2	PCS

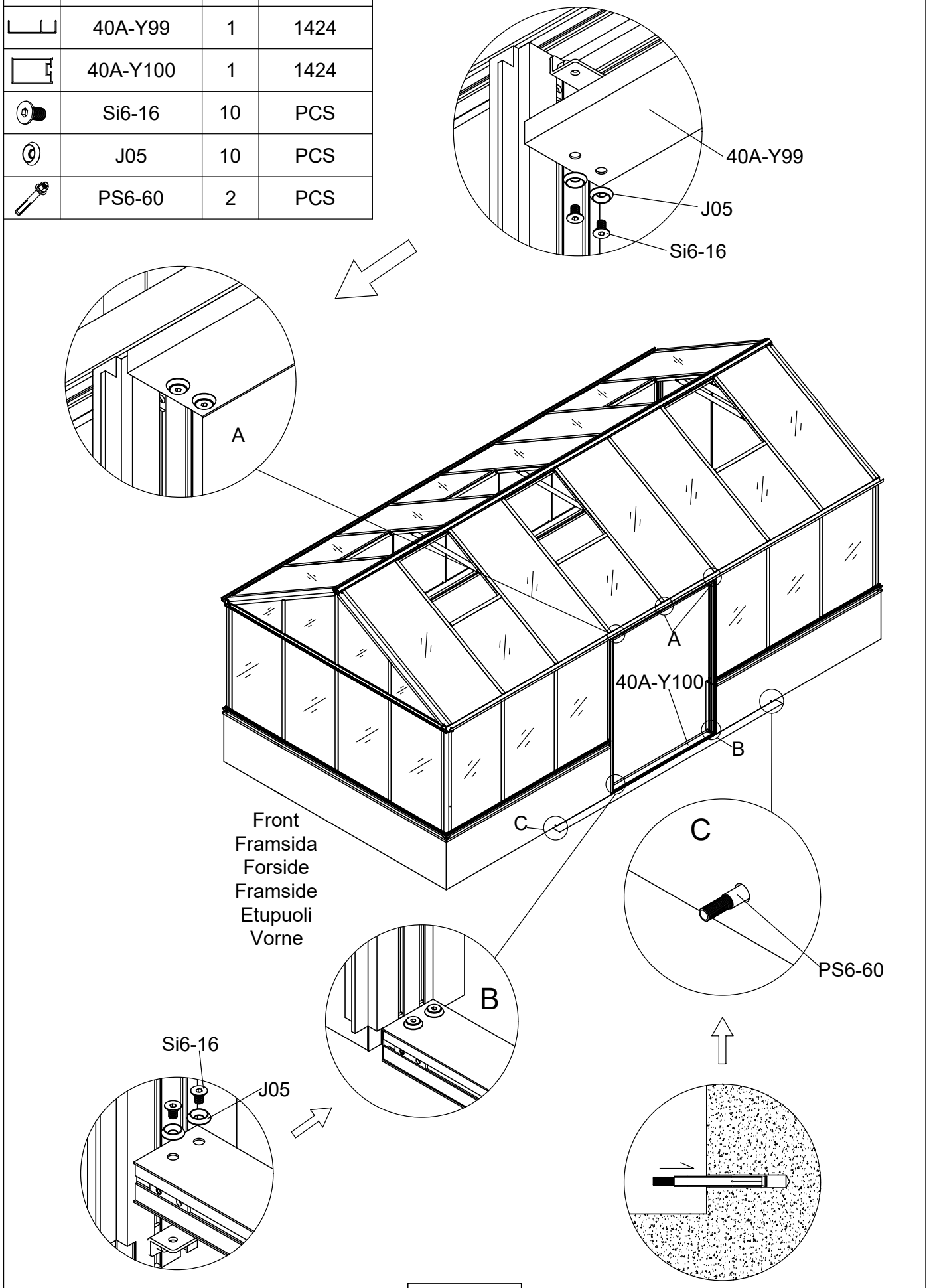

Part	NO.	QTY.	Length(MM)
	40A-Y64	1	3016
	40A-Y17N	1	3110
	7C28-004	5	PCS
	Z4.2-50	5	PCS
	Si6-25	3	PCS
	J05	3	PCS
	7C26-031	2	PCS

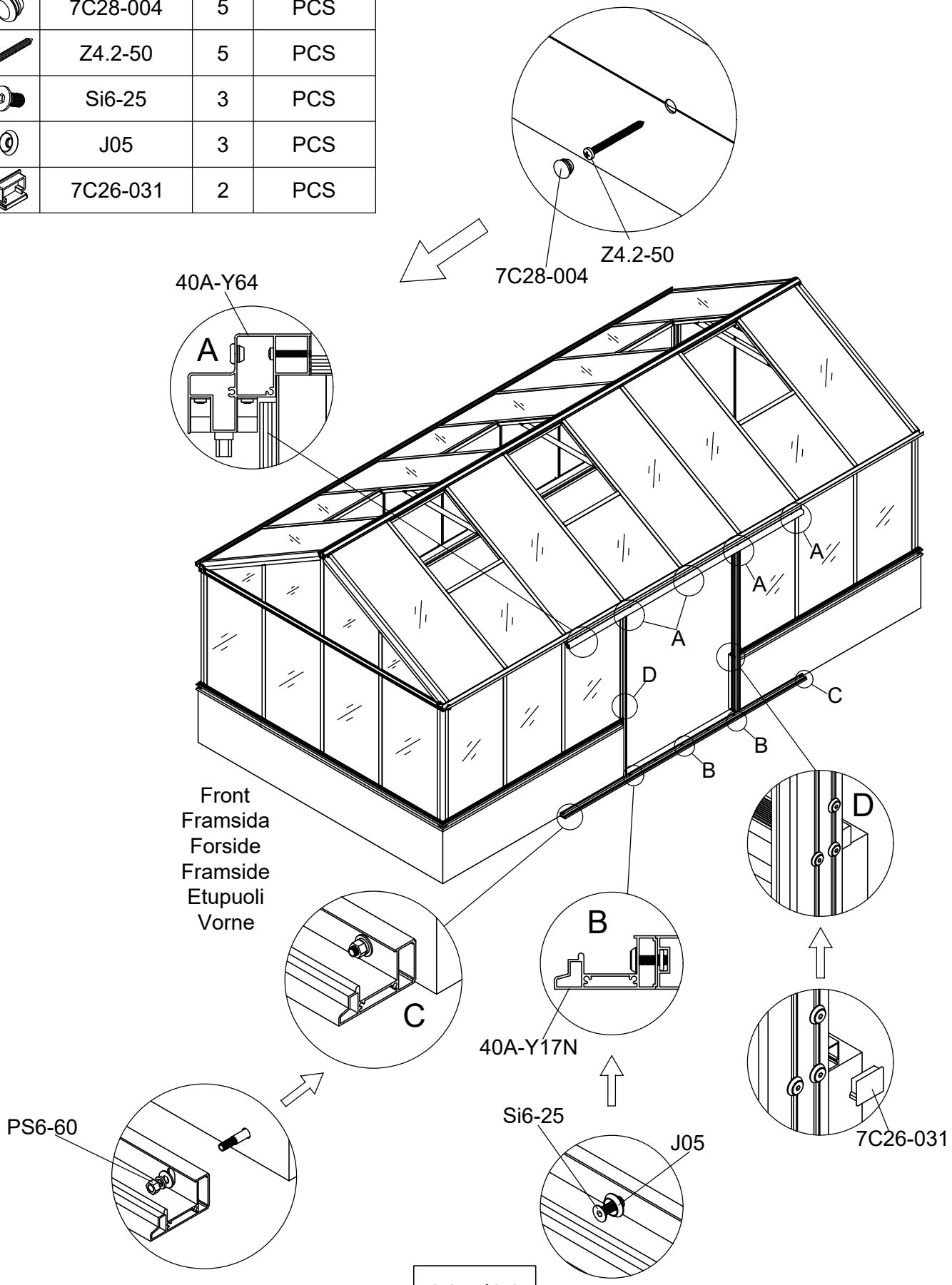

Part	NO.	QTY.	Length(MM)
	40A-Y98A-R	1	1855
	40A-Y98A-L	1	1855

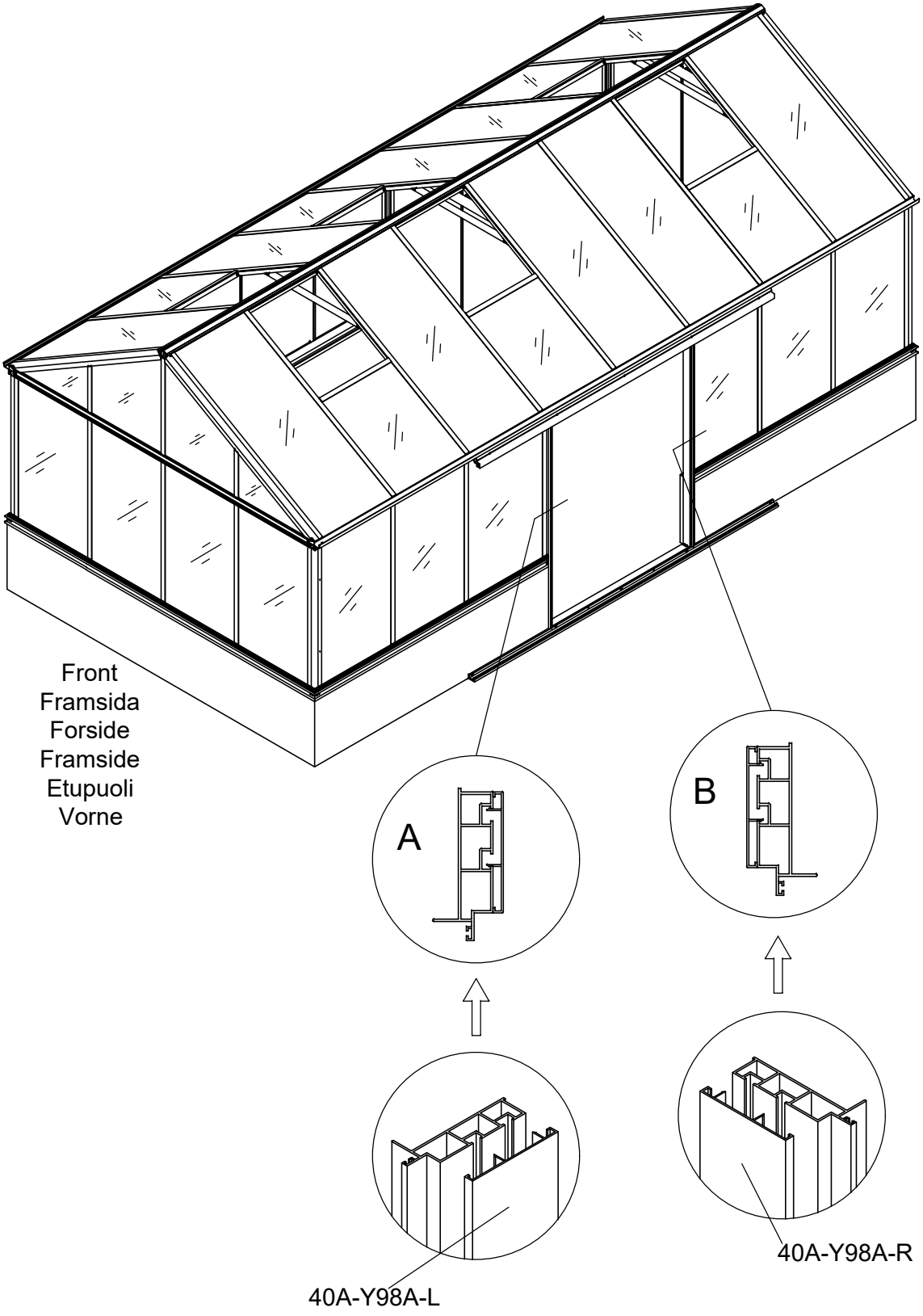

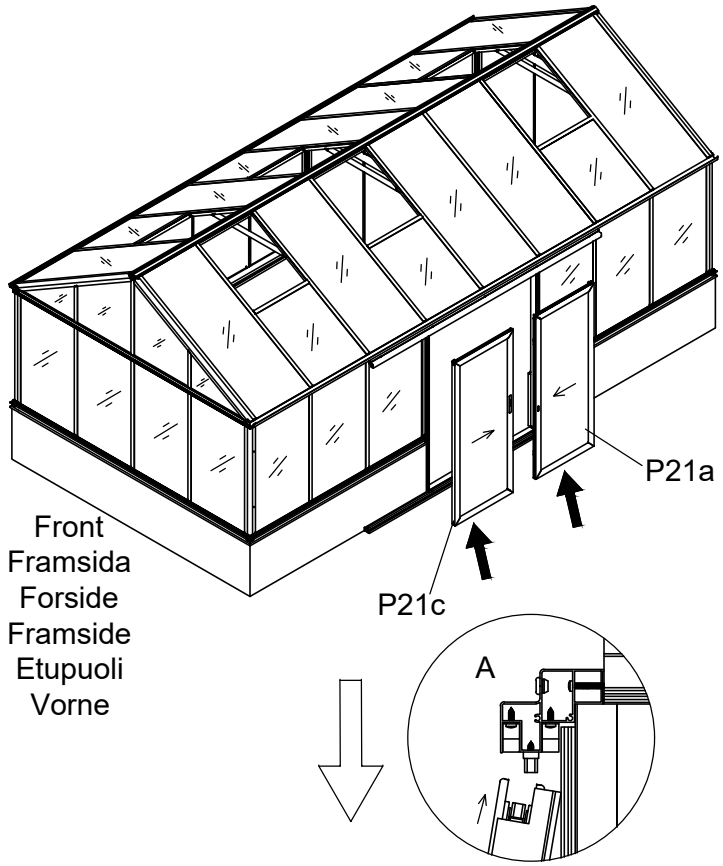
P21a
Front
Framsida
Forside
Framside
Etupuoli
Vorne
P21c
A

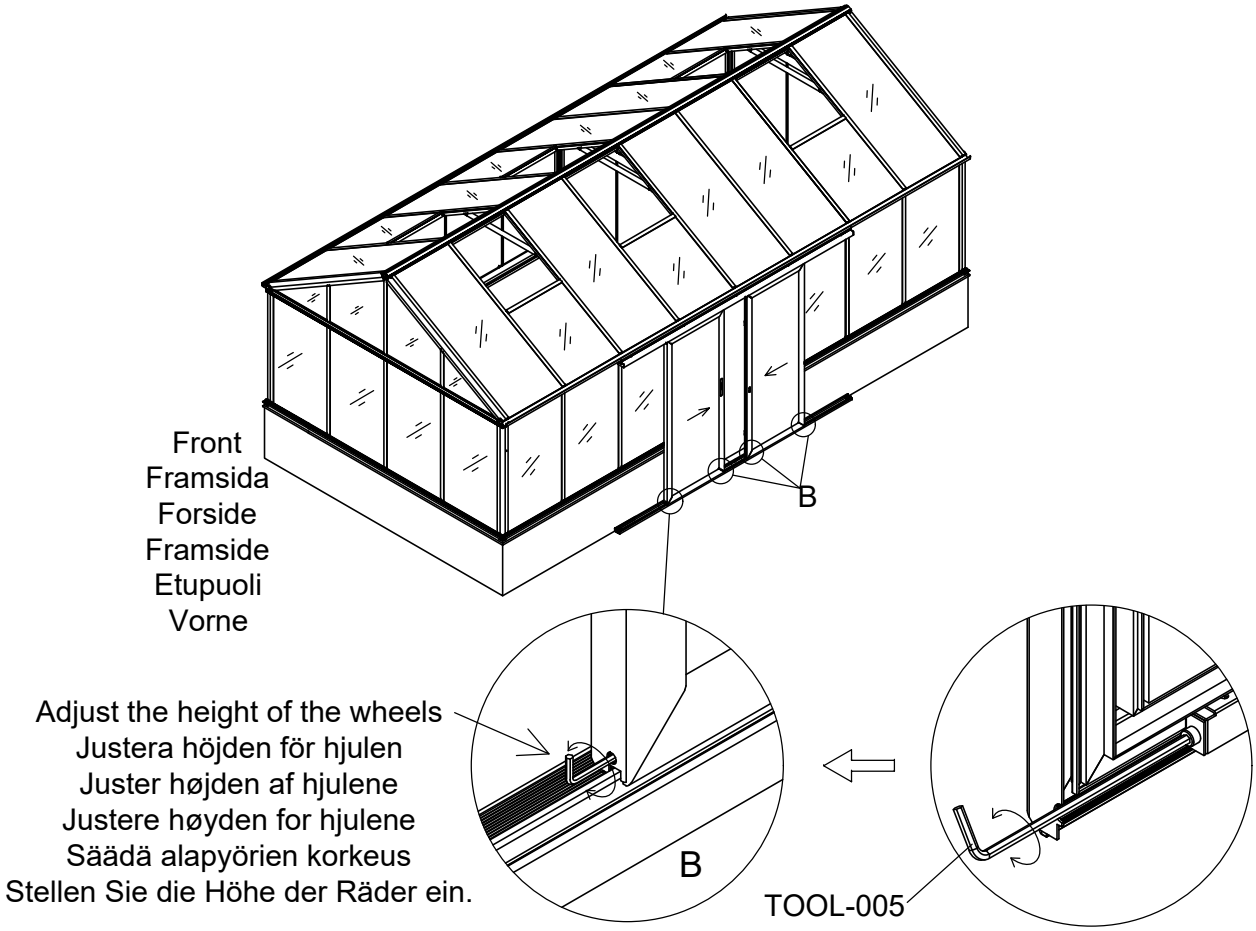
Front
Framsida
Forside
Framside
Etupuoli
Vorne
B
Adjust the height of the wheels
Justera höjden för hjulen
Juster højden af hjulene
Justere høyden for hjulene
Säädä alapyörien korkeus
Stellen Sie die Höhe der Räder ein.
B
TOOL-005

Part	NO.	QTY.	Length(MM)
	T01N	1	PCS
	T01A	1	PCS
	J02	2	PCS
	7B26-039	2	PCS
	7B26-038	2	PCS
	M4-40	2	PCS
	Mi4-17	2	PCS
	Z3.5-25	4	PCS
	Z4.2-13	8	PCS

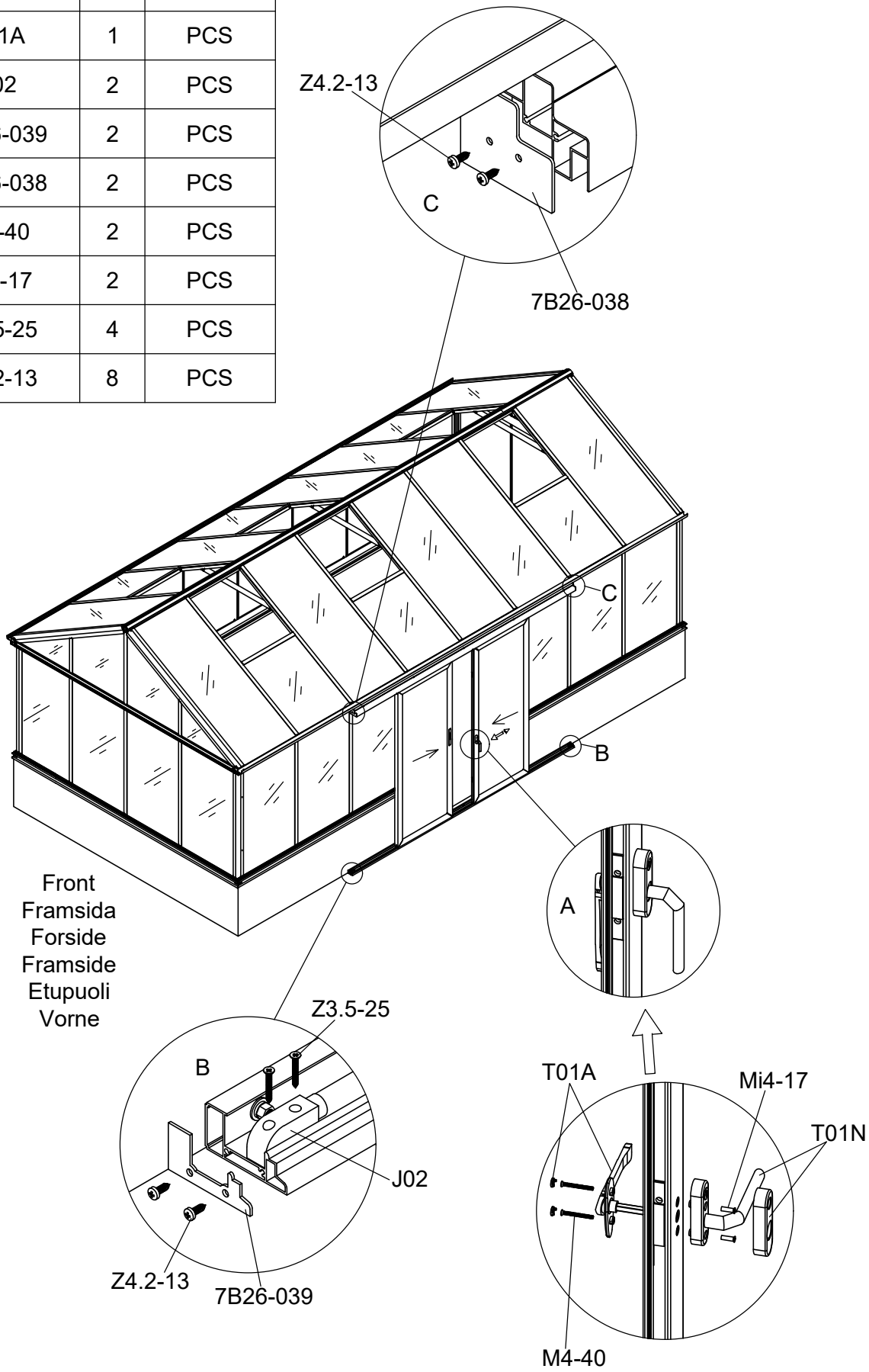

Part	NO.	QTY.					Length(MM)
		3111	3112	3113	3114	3115	
	40X-Y80E-A	2	4	4	6	6	801
	40X-Y81E	4	8	8	12	12	882
	40X-Y82E	2	4	4	6	6	801
	W06	8	16	16	24	24	46
	W04	8	16	16	24	24	PCS
	782×863	2	4	4	6	6	863
	MCJT002	4	8	8	12	12	7

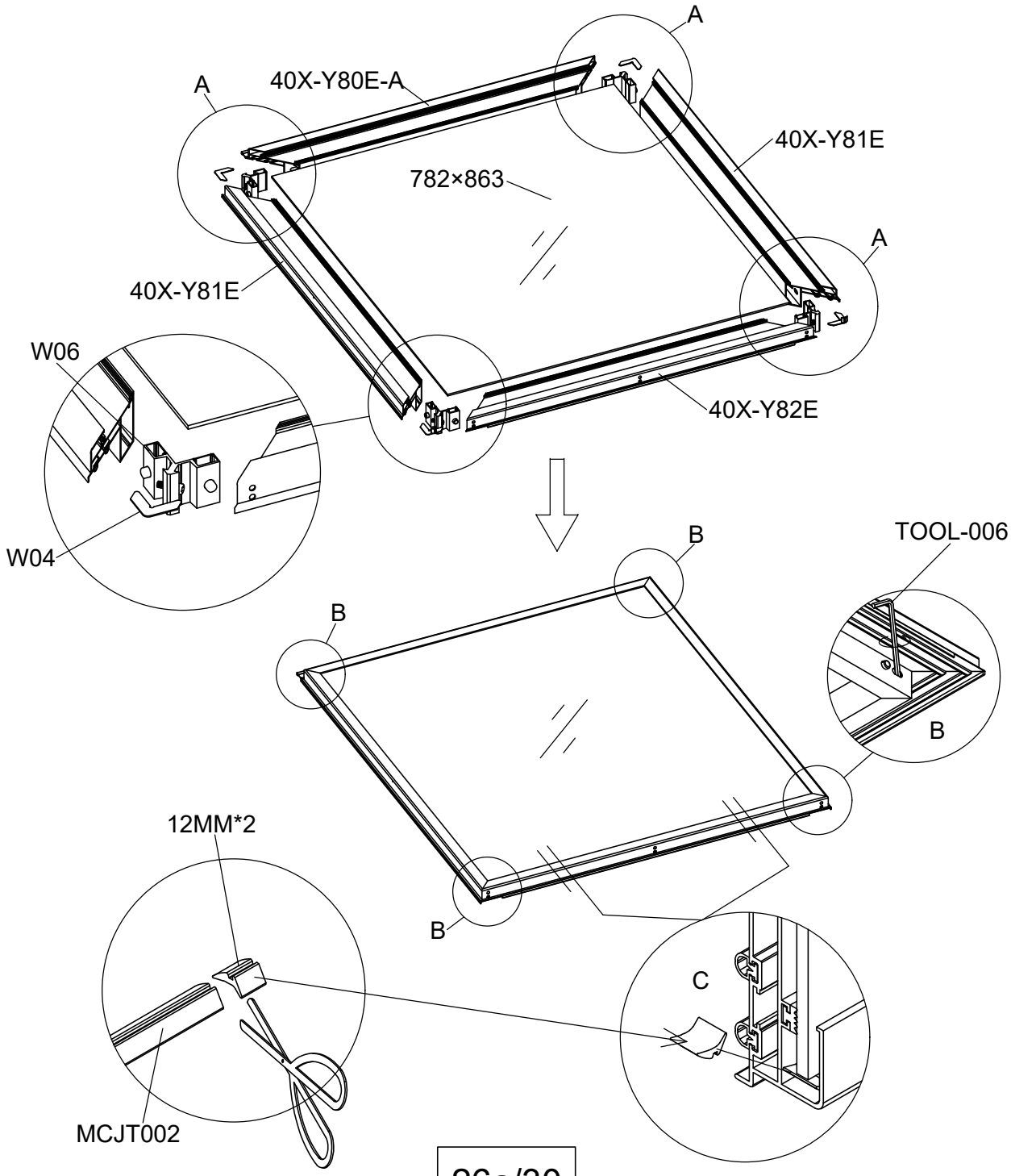

Part	NO.	QTY.					Length(MM)
		3111	3112	3113	3114	3115	
	MCJT002	7M	14M	14M	21M	21M	
	J09	16	32	32	48	48	PCS

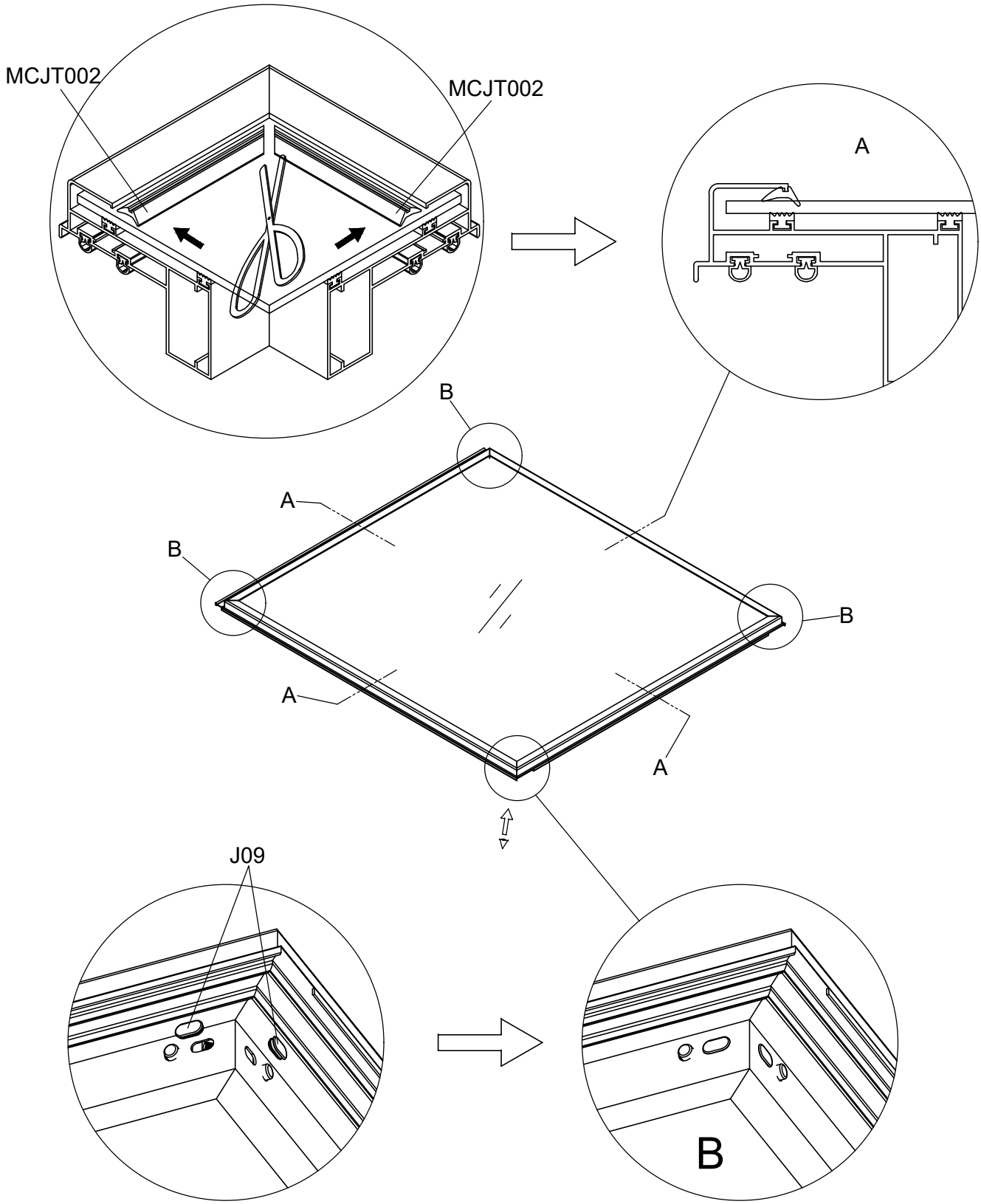

Part	NO.	QTY.					Length(MM)
		3111	3112	3113	3114	3115	
	T07	4	8	8	12	12	PCS

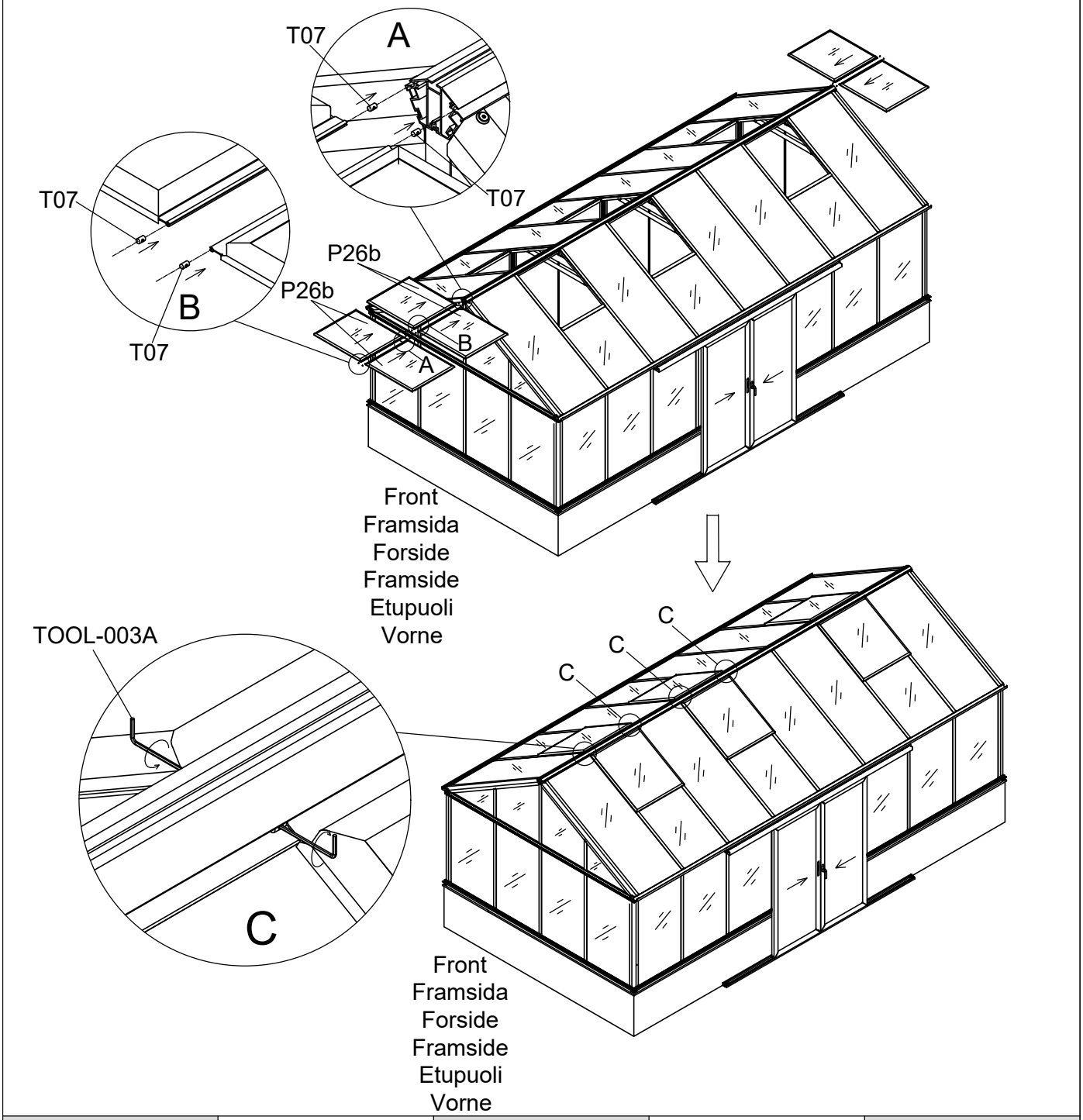

3111	3112	3113	3114	3115
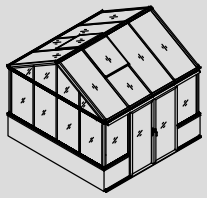		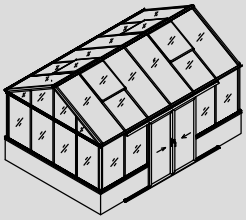	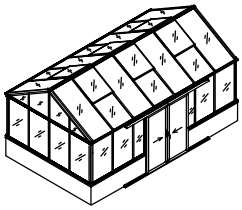	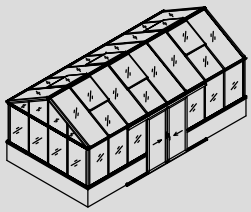

Part	NO.	QTY.	Length(MM)
	7C33-S02	2	PCS

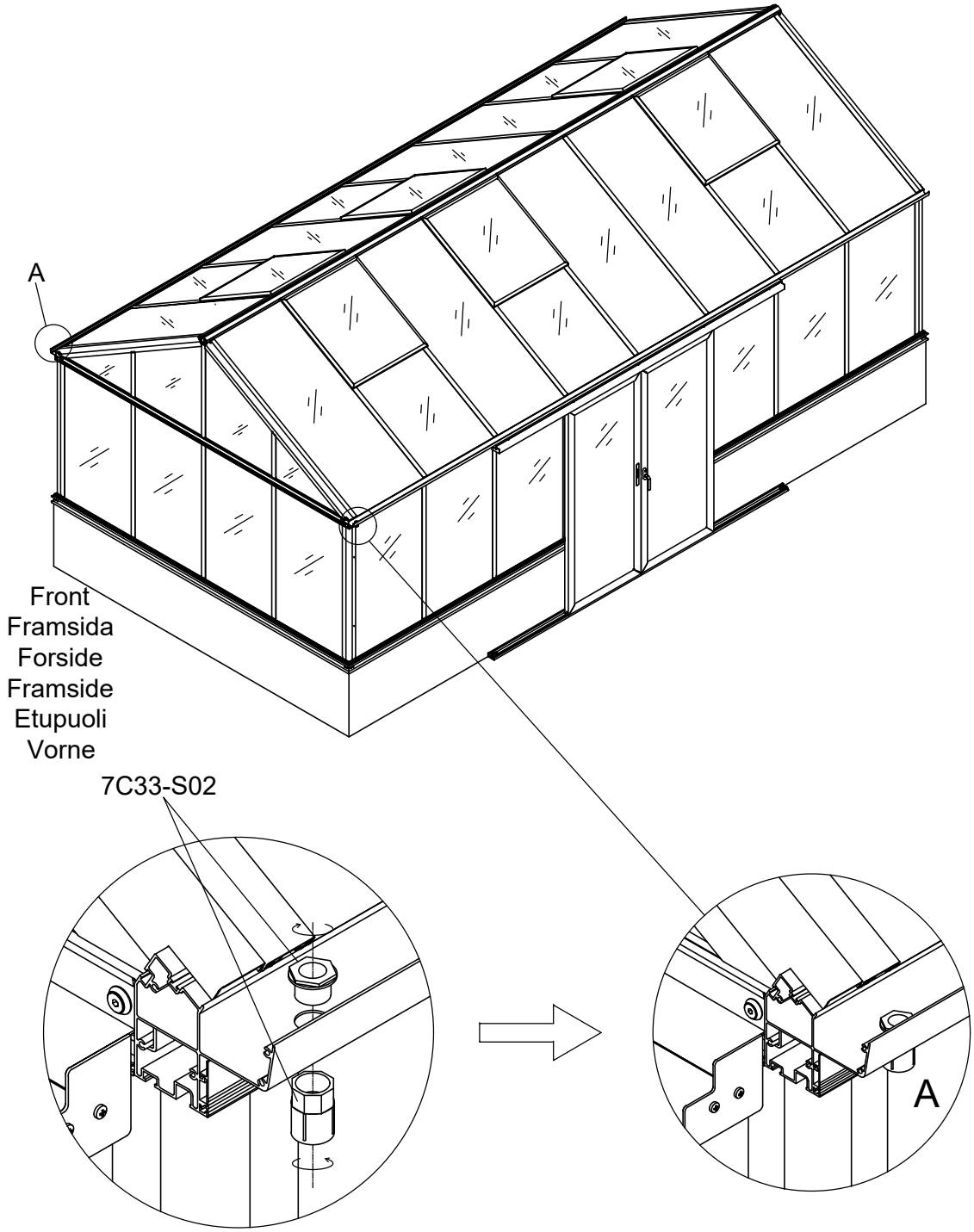

Part	NO.	QTY.	Length(MM)
	7C26-S01A	2	1900
	7C33-S03	4	PCS
	Z4.8-25	4	PCS
	7C33-S04	2	PCS
	J07-A	2	PCS
	J07-B	2	PCS

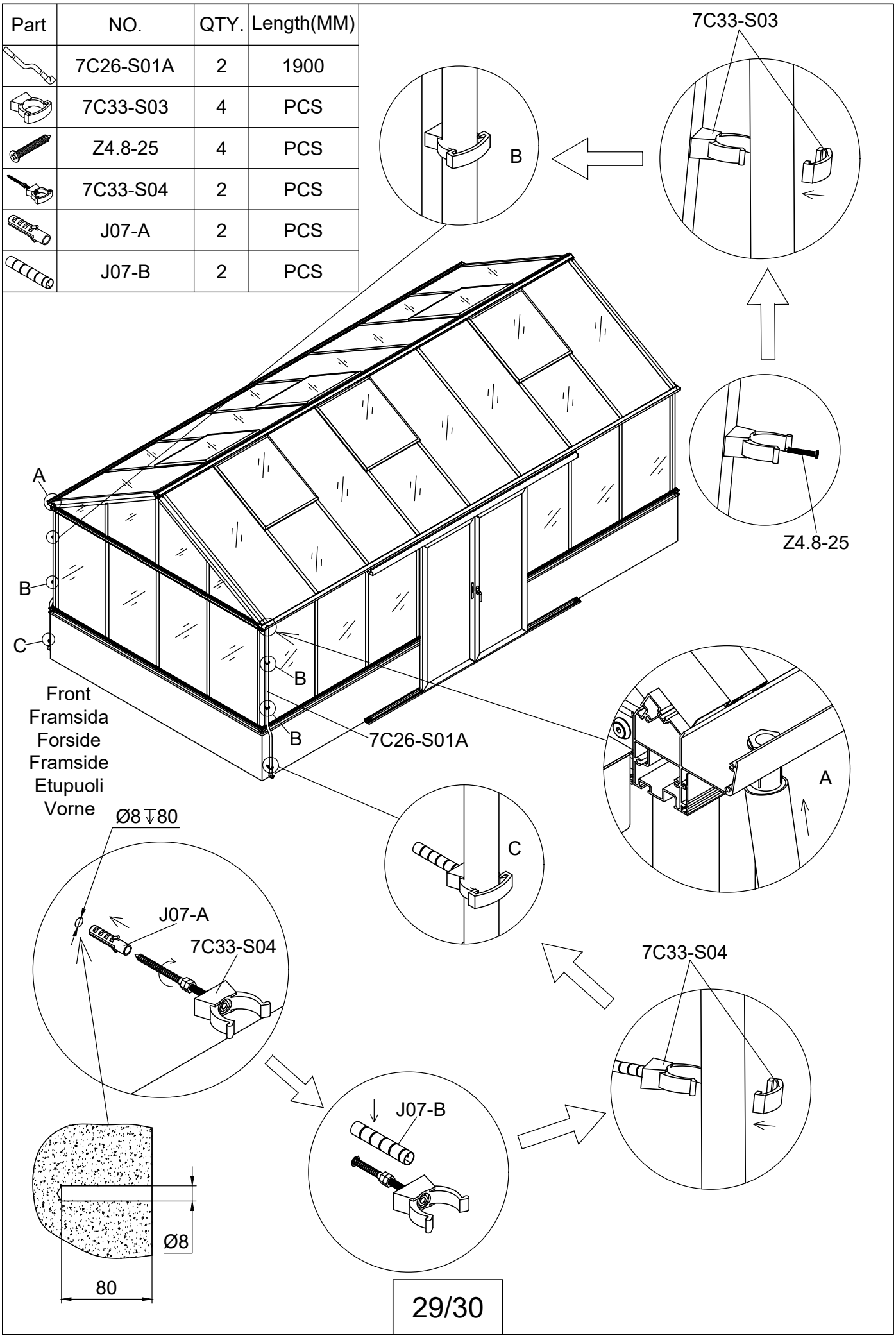

Part	NO.	QTY.	Length(MM)
	7B26-009C	2	PCS
	T10	4	PCS
	T10A	4	PCS
	Za4.2-13	6	PCS
	Z4.2-13	20	PCS

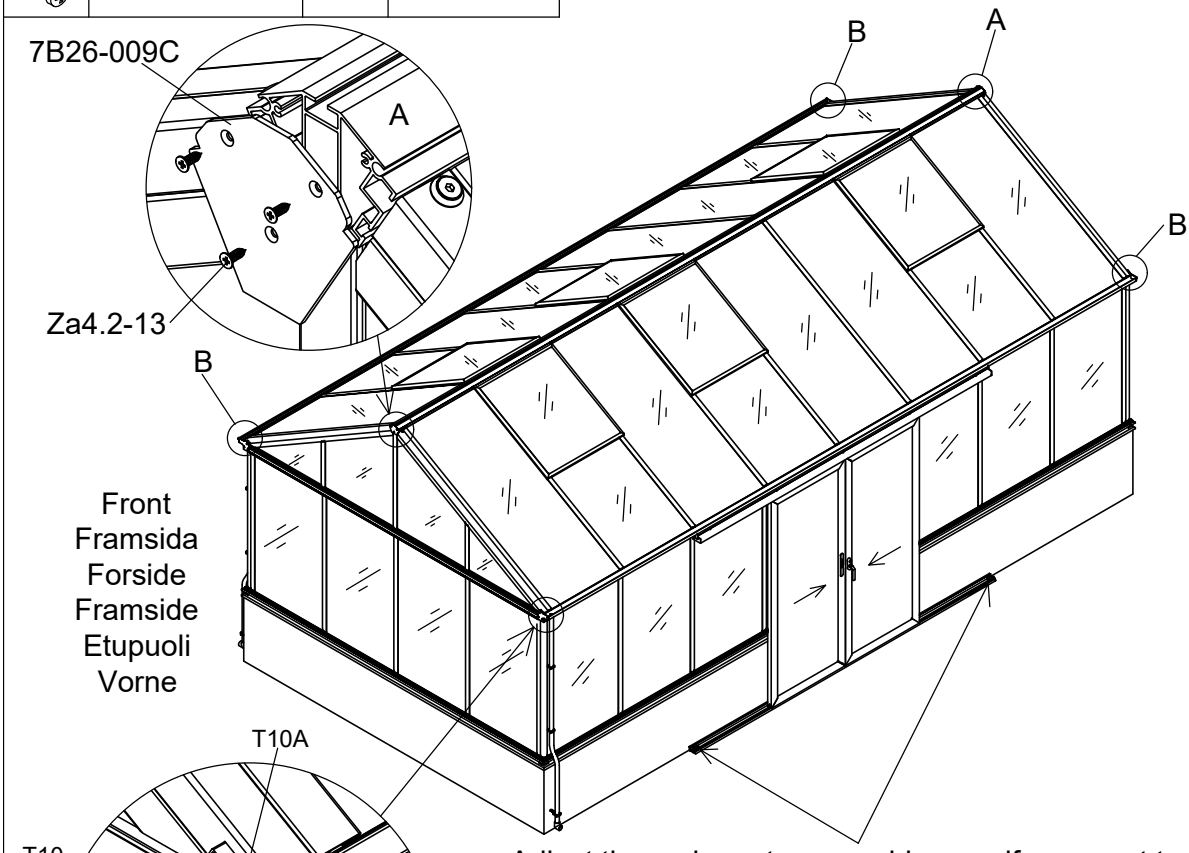

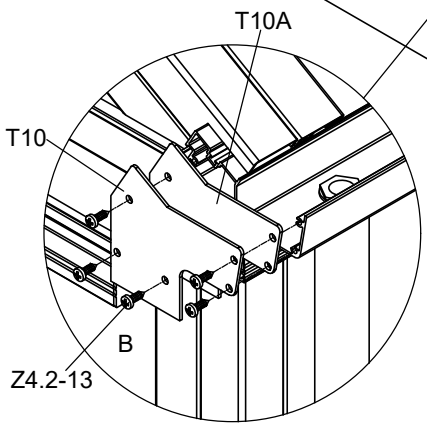

Adjust these door stoppers sideways if you want to open the door larger.

Justera avstånden av dörrstoppen i sidled om ni vill kunna öppna dörrarna ännu mer.

Justere dørstoppene sidelæns, for at give større åbning af døren.

Juster avstanden av dørstopperen sideveis om du vil kunne åpne døren ennå mer.

Säädä liukuovien stoppareiden etäisyys sivusuunnassa, mikäli haluat ovien avautuvan enemmän.

Stellen Sie den Türstopper seitlich ein, wenn Sie die Tür größer öffnen möchten.

3111	3112	3113	3114	3115
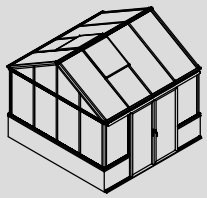		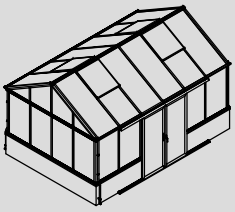	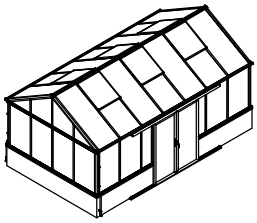	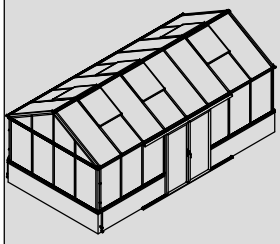

Part	Product	NO.	Length(MM)	CTN NO.	Code
	3111	40A-Y11-4	3173	3043P-S-BASE4	A001
	3112	40A-Y11-5	3924	3043P-S-BASE5	
	3113	40A-Y11-6	4675	3043P-S-BASE6	
	3114	40A-Y11-7	5426	3043P-S-BASE7	
	3115	40A-Y11-8	6177	3043P-S-BASE8	
	3111	40A-Y13R	854	3043PA-S-4	A008
	3112	50A-Y13R	1230	3043PA-S-5	
	3113	40A-S11-6R	1605	3043PA-S-6	
	3114	40A-S11-7R	1981	3043PA-S-7	
	3115	40A-S11-8R	2356	3043PA-S-8	
	3111	40A-Y13L	854	3043PA-S-4	A009
	3112	50A-Y13L	1230	3043PA-S-5	
	3113	40A-S11-6L	1605	3043PA-S-6	
	3114	40A-S11-7L	1981	3043PA-S-7	
	3115	40A-S11-8L	2356	3043PA-S-8	

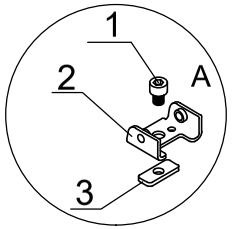

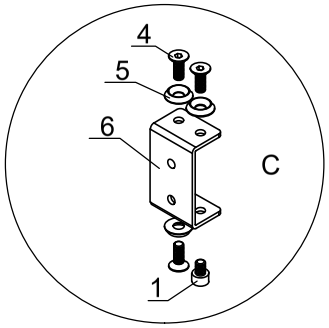

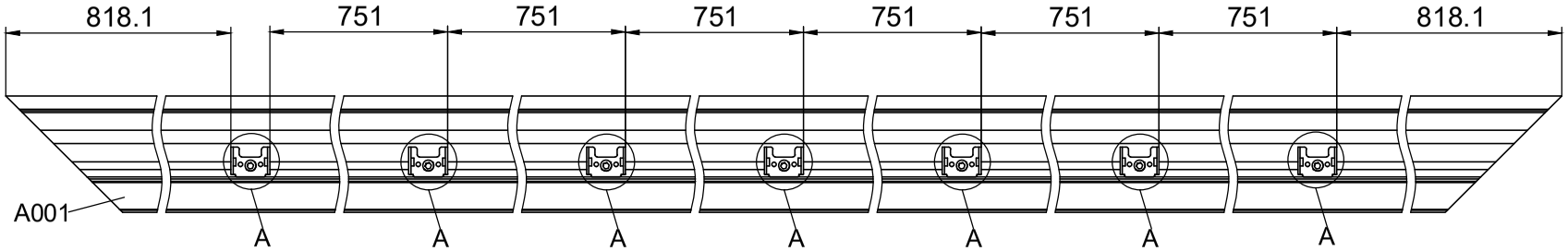

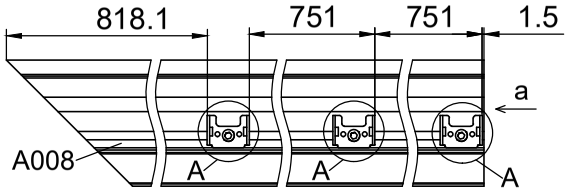

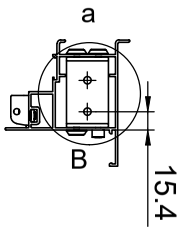

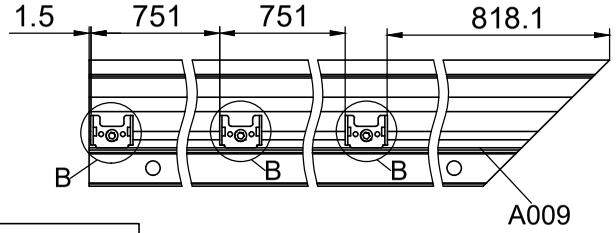

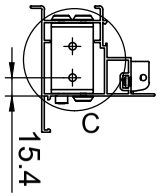

F1

NO.	
1	M6-8
2	7B26-011
3	7B26-025
4	Si6-16
5	J05
6	7B26-037A

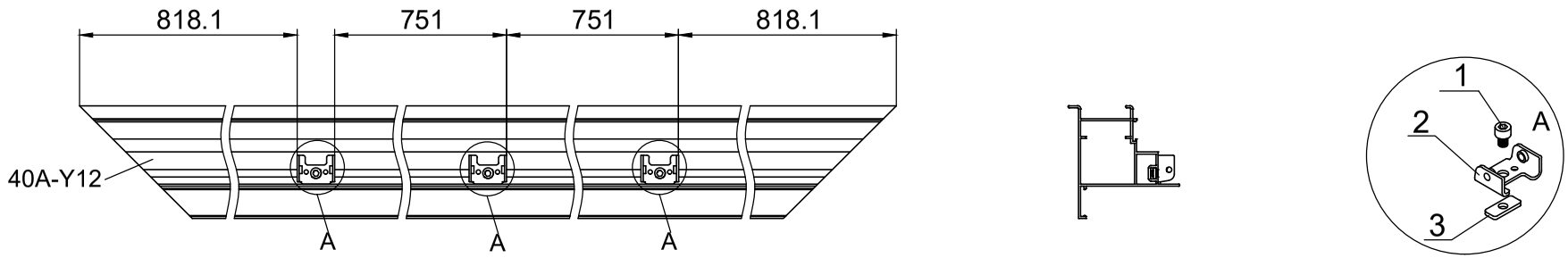

NO.	
1	M6-8
2	7B26-011
3	7B26-025

F2

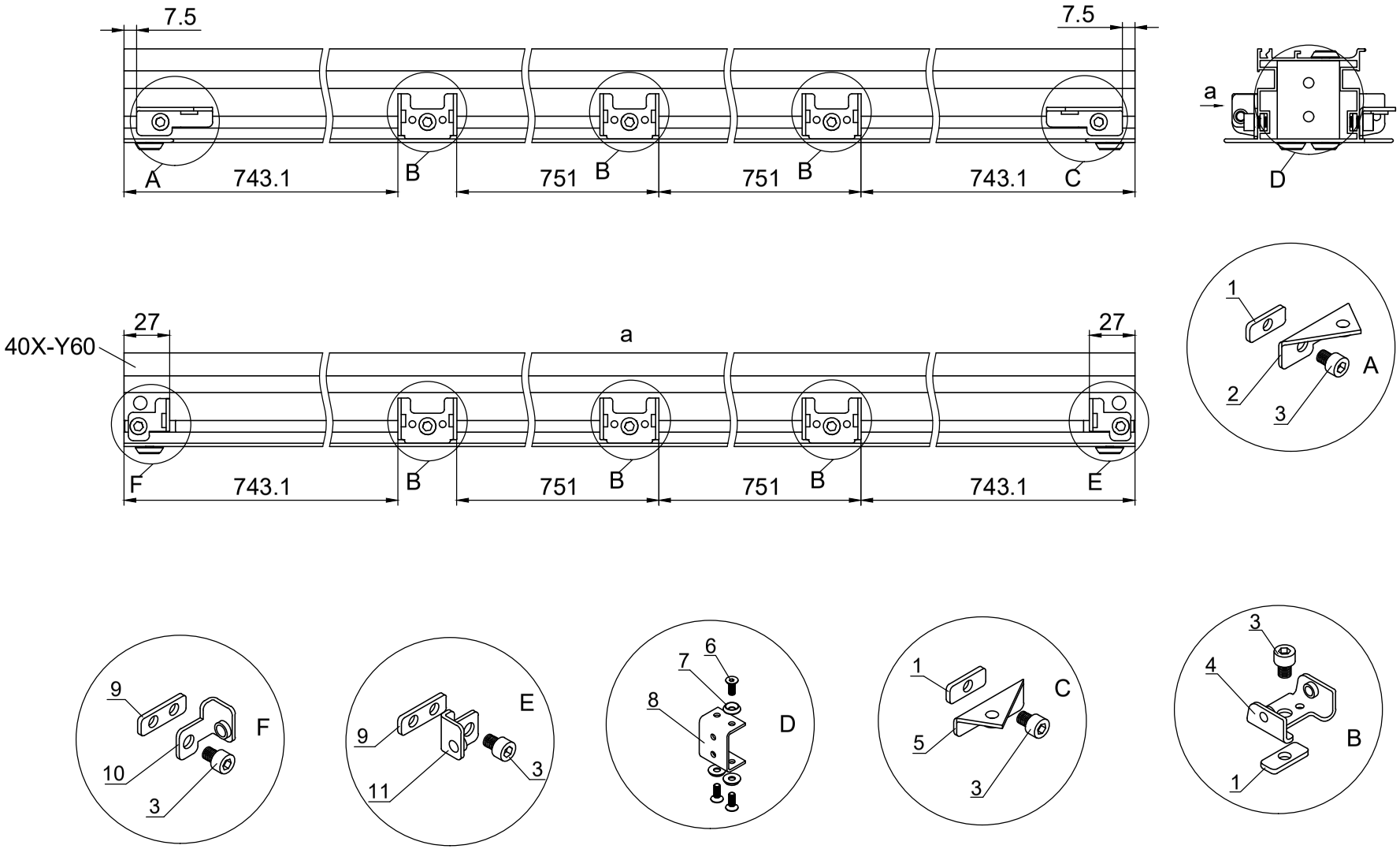

NO.	
1	7B26-025
2	7B26-030
3	M6-8
4	7B26-011
5	7B26-031
6	Si6-16
7	J05
8	7B26-028
9	7B26-033
10	7B26-027
11	7B26-026

F3

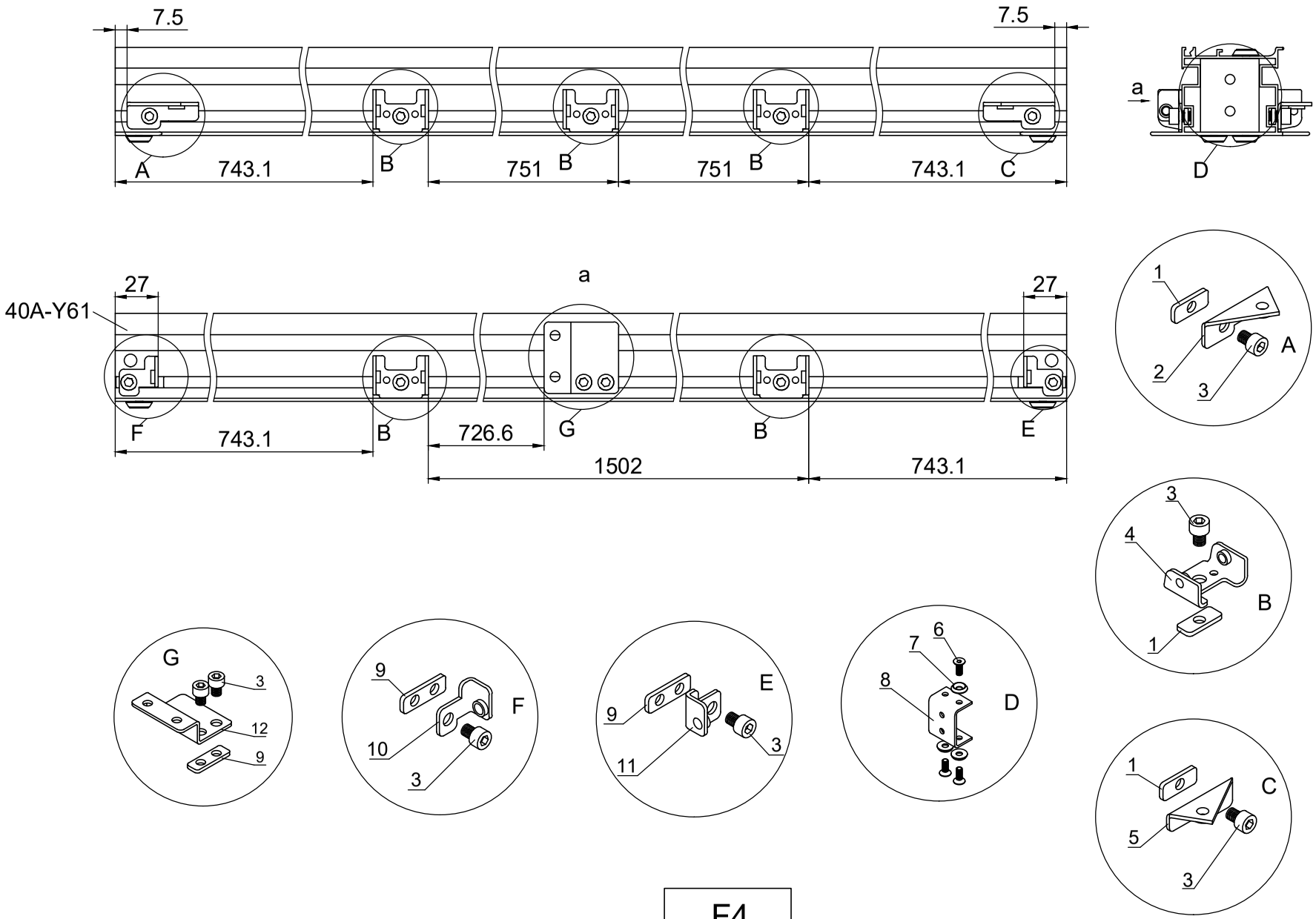

NO.	
1	7B26-025
2	7B26-030
3	M6-8
4	7B26-011
5	7B26-031
6	Si6-16
7	J05
8	7B26-028
9	7B26-033
10	7B26-027
11	7B26-026
12	7B26-036

F4

Part	Product	NO.	Length(MM)	Code
	3111	40X-Y62-4NR	3132	A003
	3112	40X-Y62-5NR	3883	
	3113	40X-Y62-6NR	4634	
	3114	40X-Y62-7NR	5385	
	3115	40X-Y62-8NR	6136	

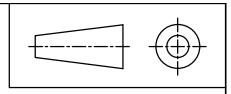

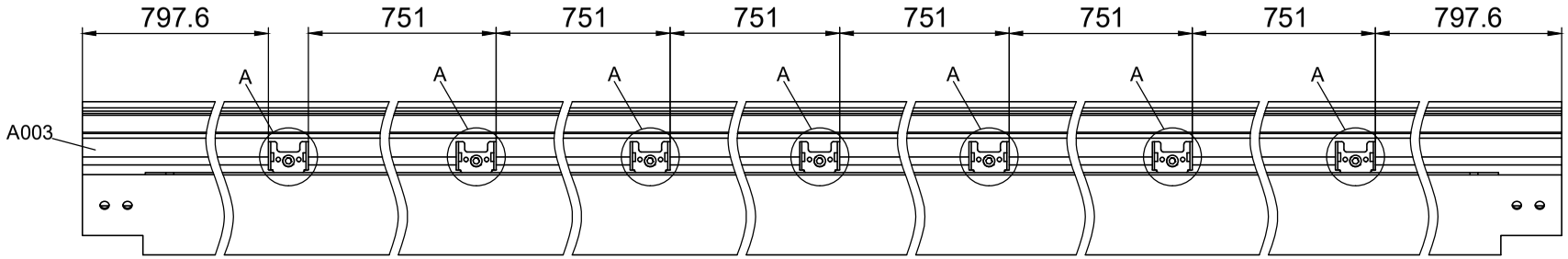

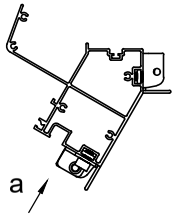

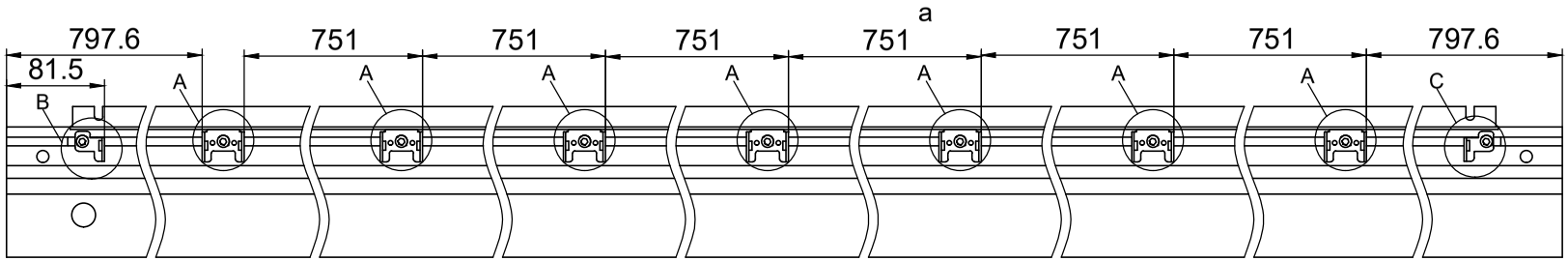

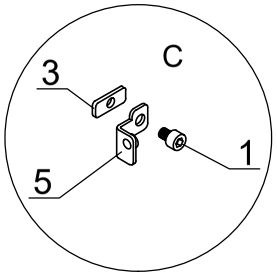

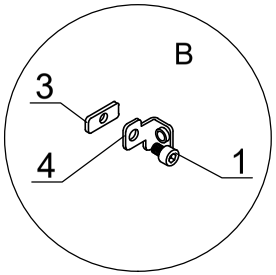

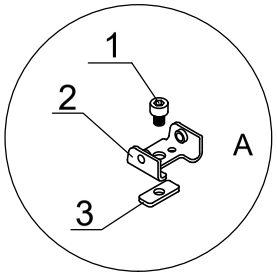

F5

NO.	
1	M6-8
2	7B26-011
3	7B26-025
4	7B26-027
5	7B26-026

Part	Product	NO.	Length(MM)	Code
	3111	40A-Y62-4NL	3132	A004
	3112	40A-Y62-5NL	3883	
	3113	40A-Y62-6NL	4634	
	3114	40A-Y62-7NL	5385	
	3115	40A-Y62-8NL	6136	

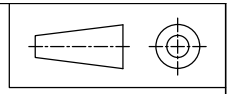

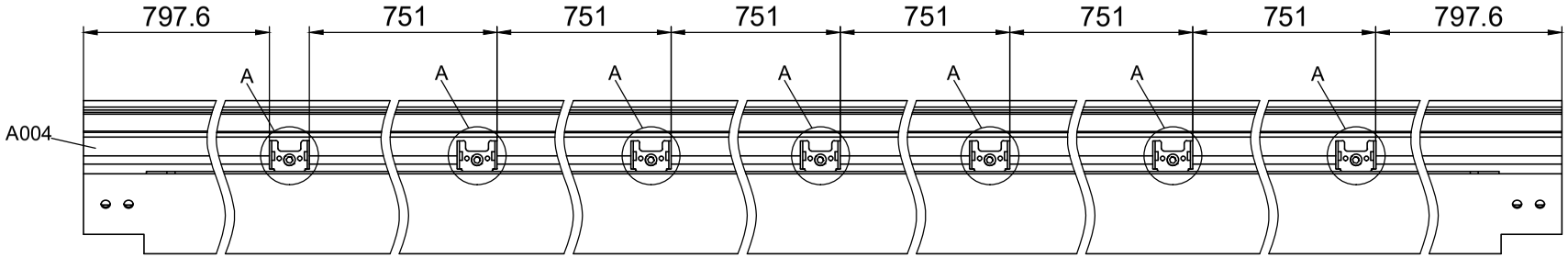

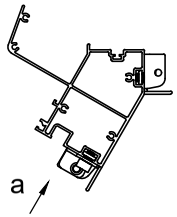

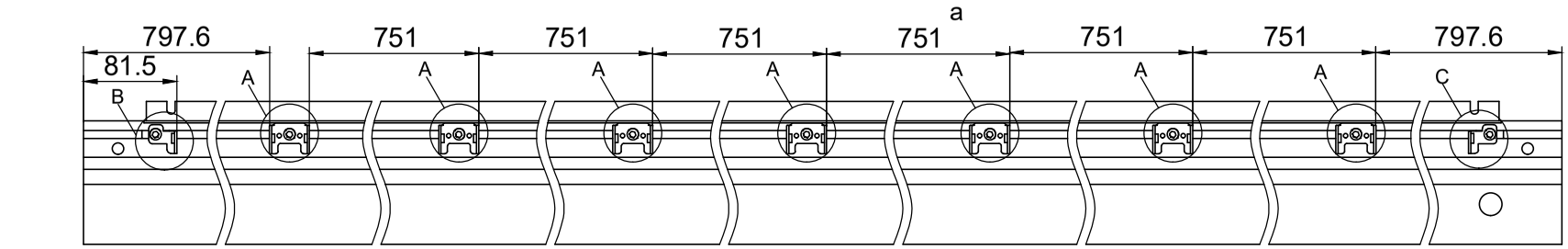

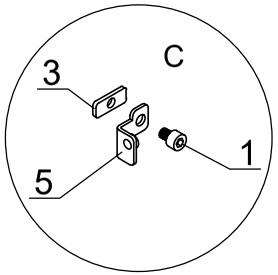

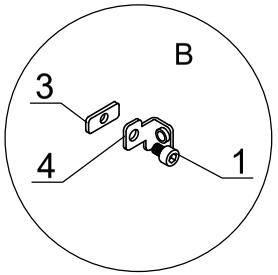

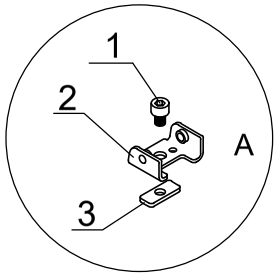

F6

NO.	
1	M6-8
2	7B26-011
3	7B26-025
4	7B26-027
5	7B26-026

Part	Product	NO.	Length(MM)	Code
	3111	40X-Y63-4	3118	A005
	3112	40X-Y63-5	3869	
	3113	40X-Y63-6	4620	
	3114	40X-Y63-7	5371	
	3115	40X-Y63-8	6122	

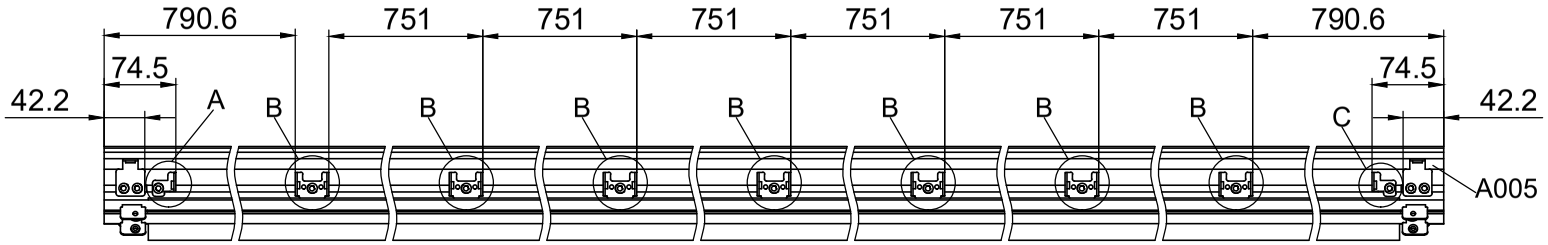

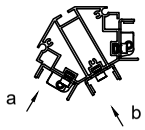

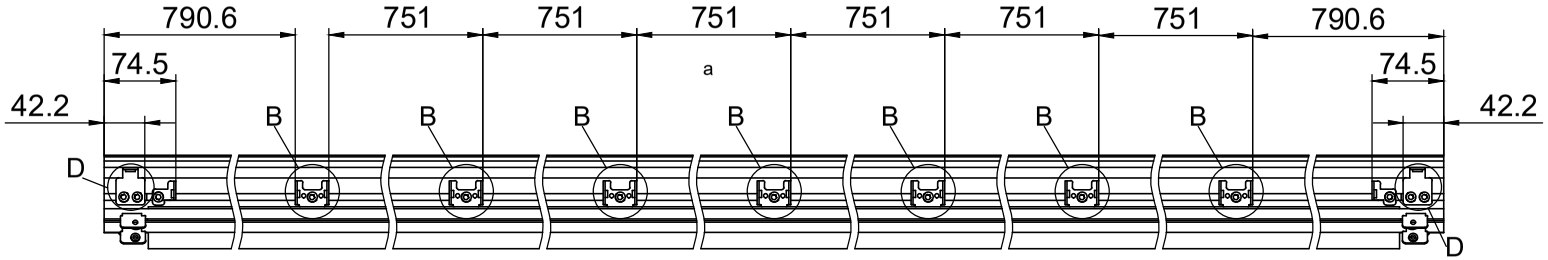

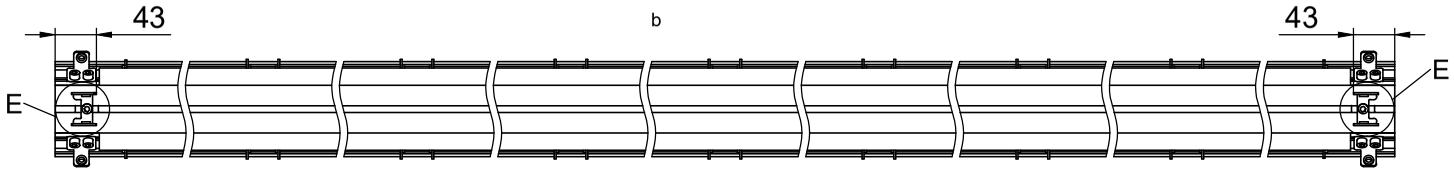

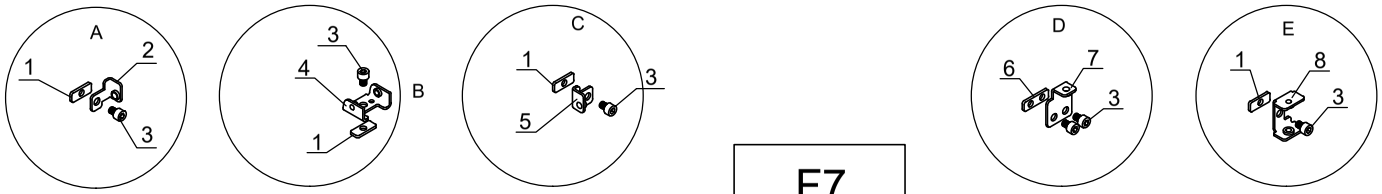

F7

NO.	
1	7B26-025
2	7B26-026
3	M6-8
4	7B26-011
5	7B26-027
6	7B26-033
7	7B26-032
8	7B26-034

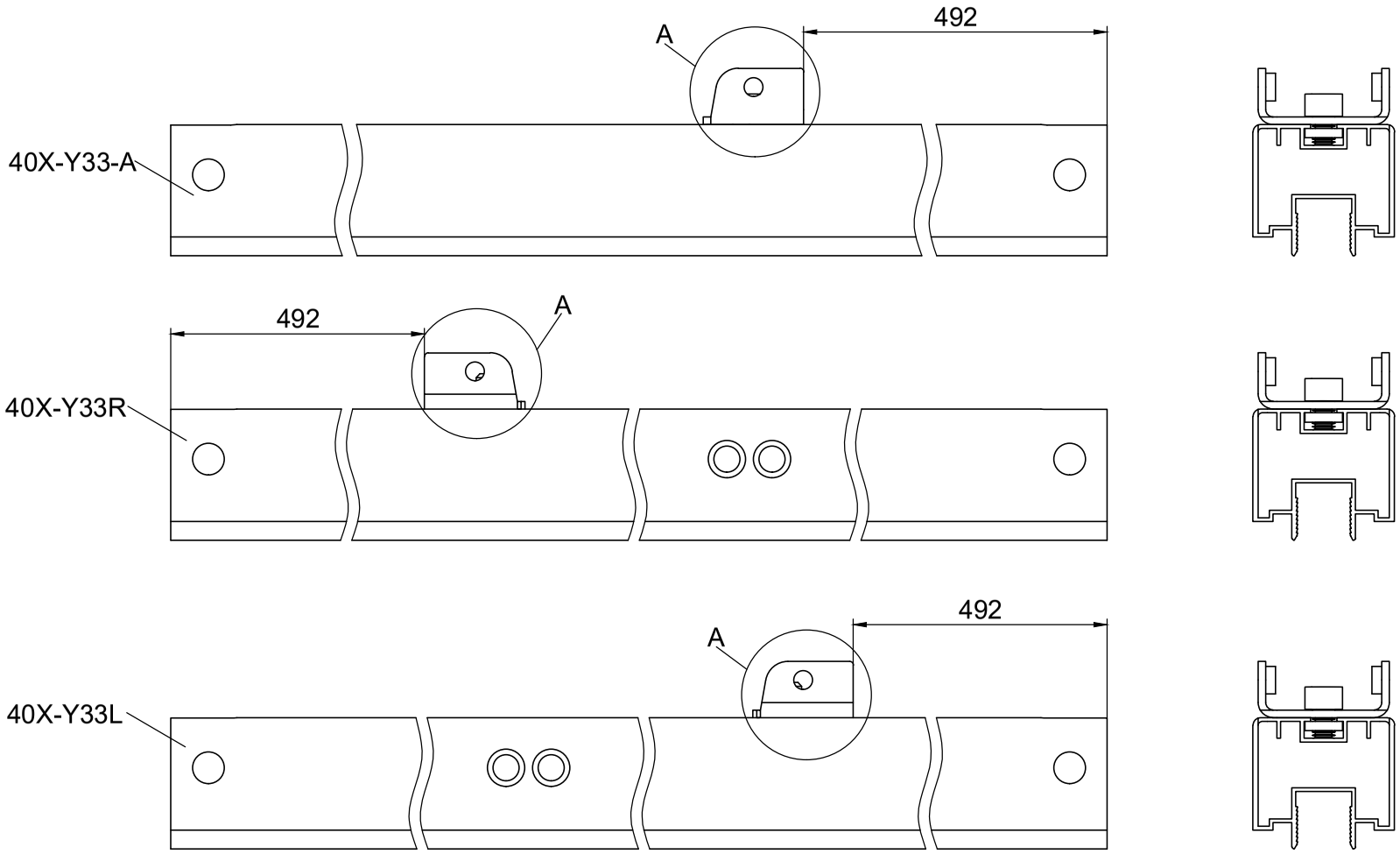

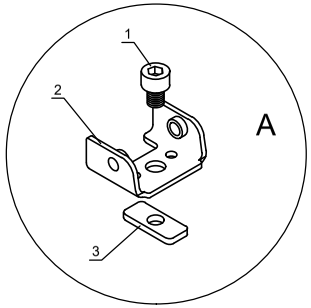

NO.	
1	M6-20
2	7B26-011
3	7B26-025

F8

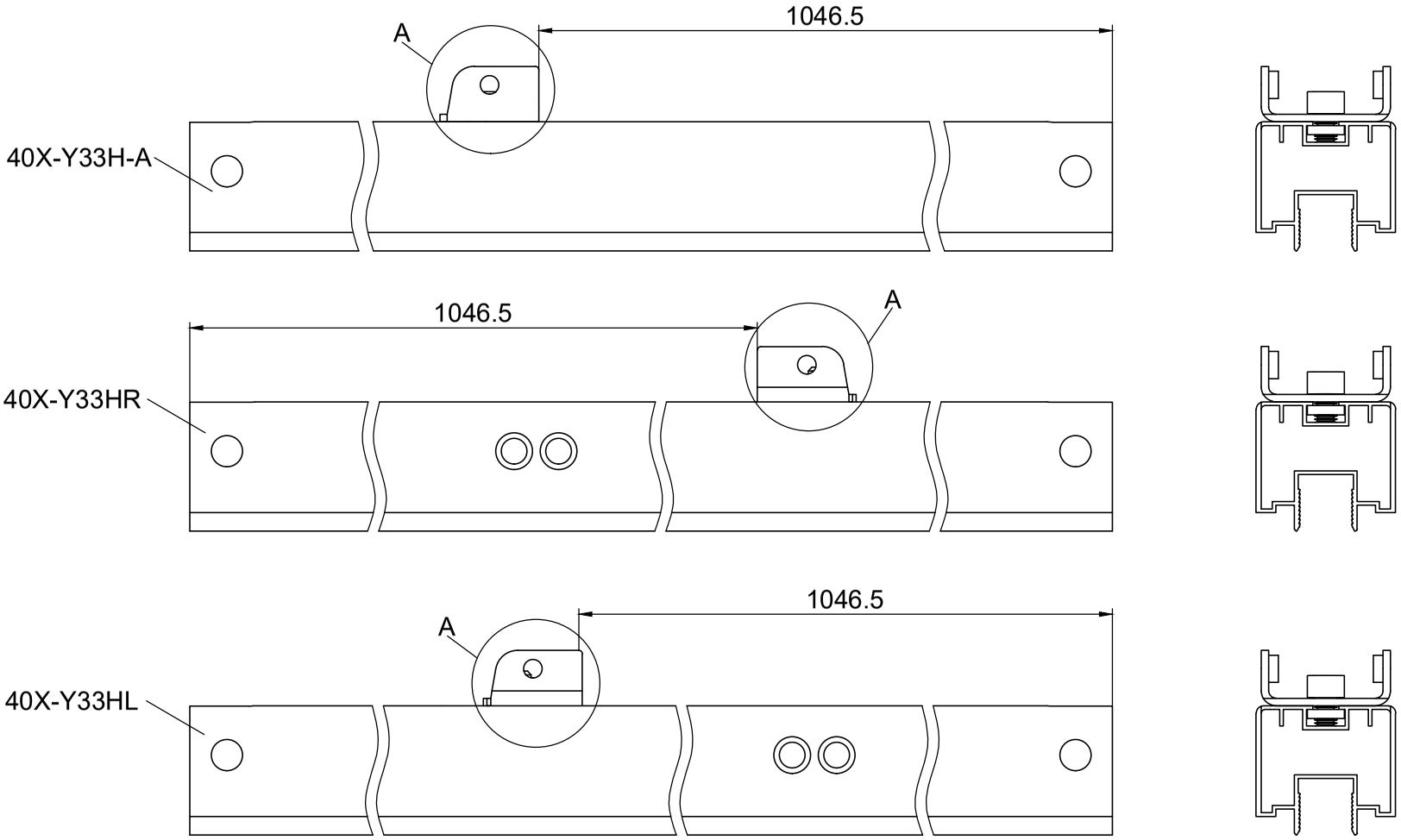

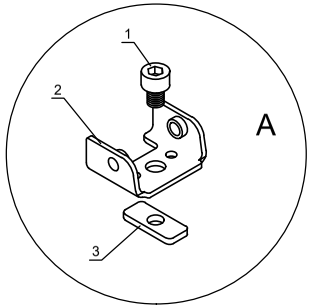

NO.	
1	M6-20
2	7B26-011
3	7B26-025

F9